



Atlas Copco

SECOROC COP 66

Secoroc Rock Drilling Tools

DTH EQUIPMENT

Product catalogue

Atlas Copco



CONTENTS

Guide to product codes.....	5–7
Bit shanks.....	8
Drill bits.....	9–23
Hammers	24–27
Reverse circulation	28–29
Economy kits	30
Utility power pole drills	31
Cluster drills.....	31
Hydrocyclones.....	32
Jet subs	32
Oils	33
Backhammers	34
Breakout bench	34
Drill pipes.....	35–40
Adapters.....	41–43
Service and support.....	44



ATLAS COPCO SECOROC

has the broadest range of hammers, bits, and related equipment of any supplier in the world. This means more choices for you. It means you can work with the strongest support network in the industry, regardless of your equipment needs. It means that you can look to one reliable and time-tested source for all your equipment needs.

Of course, you'd expect Atlas Copco Secoroc to have the most productive DTH hammers in the world. And we do. But maybe your situation calls for the utmost in reliability. Or perhaps your application demands technology that has been tested and proven through years of field use. Whatever your needs, check out our many choices before settling for less. Each of our DTH hammers is designed for optimum performance in one or more of seventeen typical applications on a price vs. performance basis. We are the only manufacturer to offer both first and second choice solutions in every single application.

It's all right here. At Atlas Copco Secoroc.

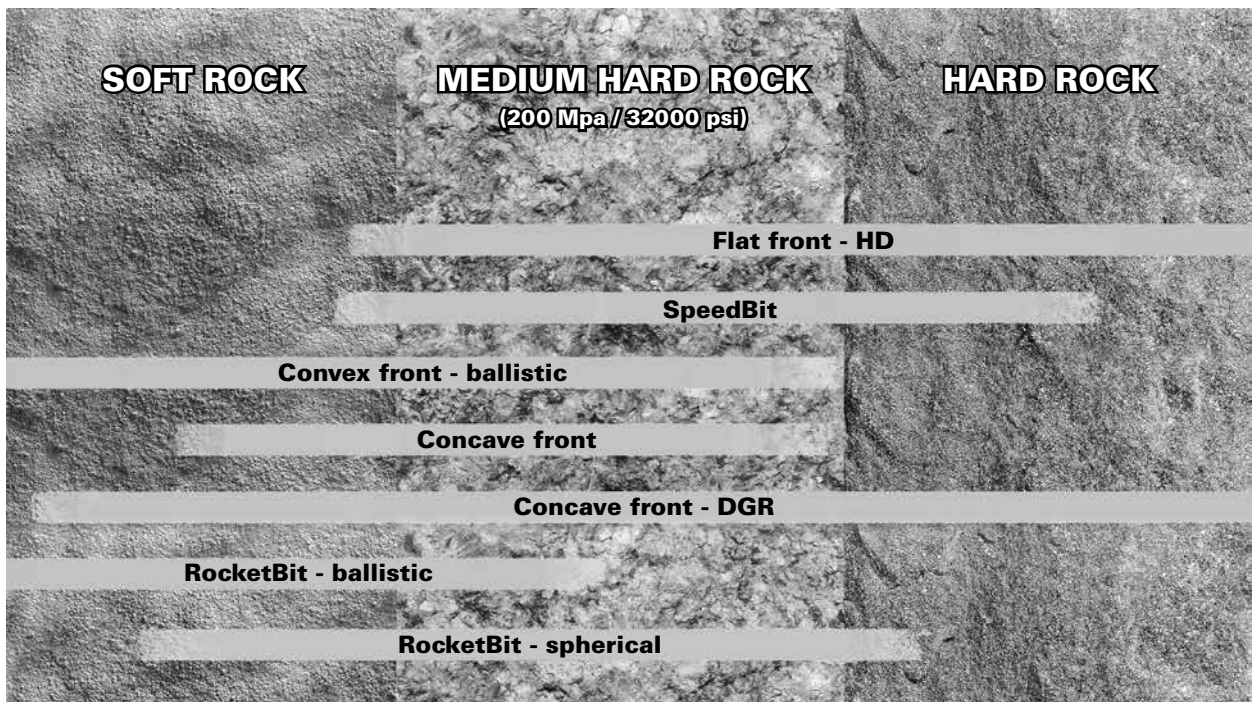
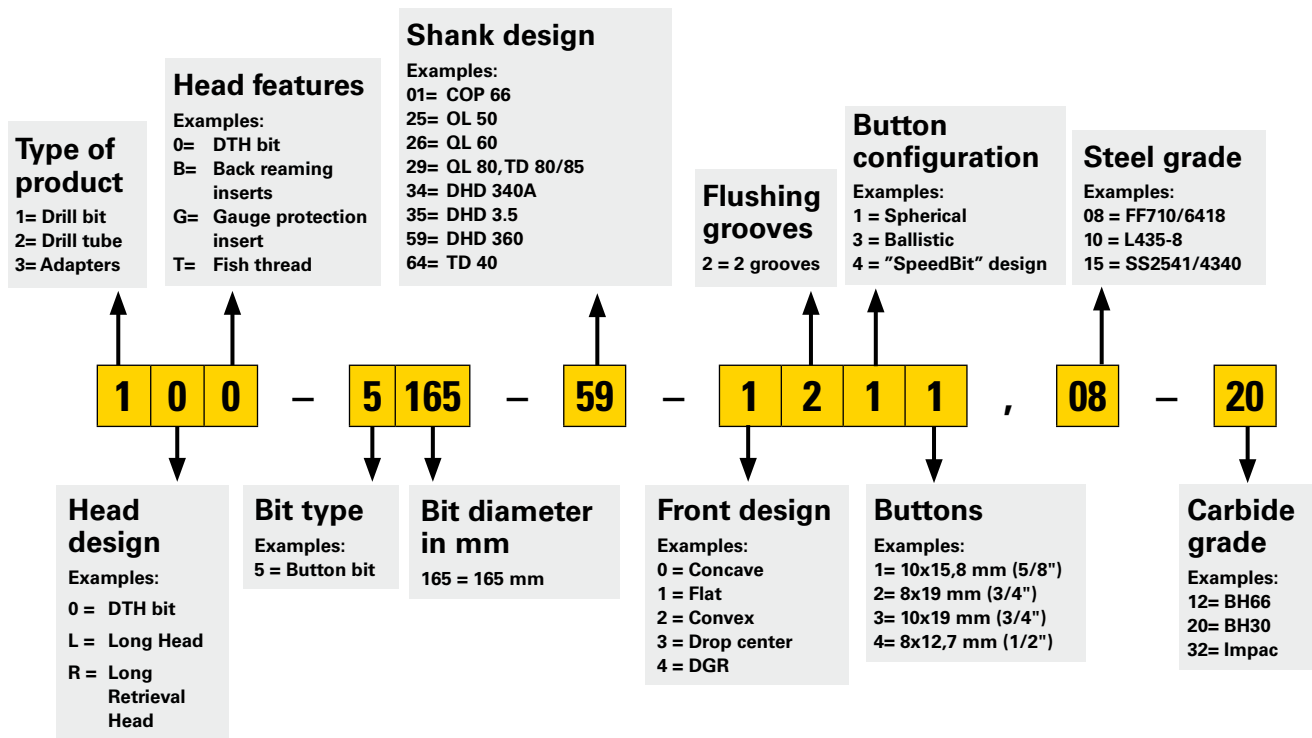
Product codes

Product codes are a valuable tool to describe and identify the product. In the code structure we have tried to describe the product features with Alfa-numerical system and not always 100% logical, but with the attached key you will be able find the product you are looking for or an alternative product.

tem and not always 100% logical, but with the attached key you will be able find the product you are looking for or an alternative product.

Codes for DTH bits

Example: 100-5165-59-1211,08-20 = 165 mm DHD 360



Bit designs and rock types

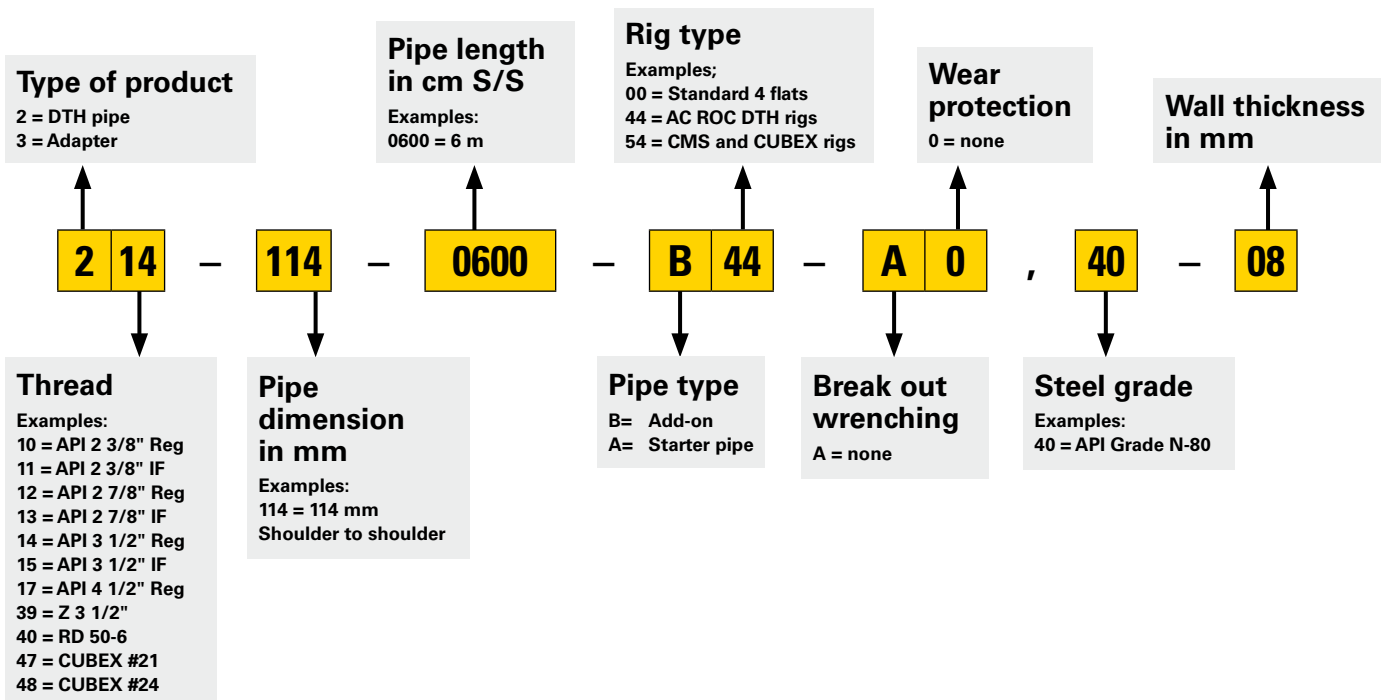
Codes for DTH hammers

Example: 9706-CG-00-14P-26-HB0-000 = COP 64 Gold, comp QM, 3 1/2" API Reg Pin

Product	Size	Family	Execution	Type of connection	Connection config
97	06	CG	00	14	P
<p>97= DTH hammer</p> <p>Examples: 02 = 2" 03 = 3" 04 = 4" 05 = 5" 06 = 6" 07 = 7" 08 = 8" 09 = 9" 10 = 10" 12 = 12" 20 = 20" 30 = 30"</p>	<p>Examples: 0=Standard BH=Back hammer CD=Cluster drill CG=COP Gold CO=COP CX=COP x6 DF=Fusion DH=DHD DS=Strike force PA=PARD PD=Poledrill QL=QL QT=TD QX=QLX RC=Reverse Circulation</p>	<p>Examples: 00= Standard DH= Deep hole DS= Dimensional Stone DT= Directional Tool HF= High frequency LH= Left hand threaded LP= Low pressure MI= Mizer NL= None lube OG= Oil & Gas SH= Slot hole drilling</p>	<p>Examples: 00 = Thread not specified 10=API 2 3/8" Reg 11=API 2 3/8" IF 12=API 2 7/8" Reg 13=API 2 7/8" IF 14=API 3 1/2" Reg 15=API 3 1/2" IF 16=API 3 1/2" FH 17=API 4 1/2" Reg 18=API 6 5/8" Reg 19=API 4" IF 20=API 4 1/2" FH 21=API 4" FH 22=API 5 1/2" FH 31=NC 44 31=API 5 1/2" FH 32=API 7 5/8" Reg 38=API 8 5/8" Reg 39=Metzke 4" RC 40=RD 50-6 41=API 4 1/2" IF 42=RD 70-4 43=LT 275 44=LT 312 45=LT 425 1 x 4 flats 46=LT 425 2 x 4 flats 47=Cubex #21 48=Cubex #24 49=Cubex #26</p>	<p>Examples: 50=Cubex #28 55=Metzke 4 1/2" RC ; M45 60=DR 102 RC 62=DR 115 RC 63=Cubex #19 65=Remet 4" RC 66=Remet 4 1/2" RC 67=Secoroc 4 1/2" RC A0=Matrix 4 1/2" RC A1=ARD 115 RC A2=DR 102 RC, No O-ring A3=DR 115 RC, No O-ring A4=API 7-5/8" REG Modified for Breakout Ring A5=Metzke 5-1/2" RC Box B0=BECO 3" B1=BECO 3 1/2" B2=BECO 4" B3=BECO 4 1/2" B5=BECO 5 1/4" B6=BECO 6" B7=BECO 7" B8=BECO 8" B10=BECO 10" Z1 = Z 2" Z2 = Z 2 1/4" Z3 = Z 2 1/2" Z4 = Z 3 1/2"</p>	<p>Examples: 0= No Thread B= Box H= Hexagonal N= Blank P= Pin T= Top and bottom</p>

Codes for DTH pipes

Example: 214-114-0600-B44-A0,40-08 = OD 114 mm, L 6 m, ROC L8, wall 8,8 mm



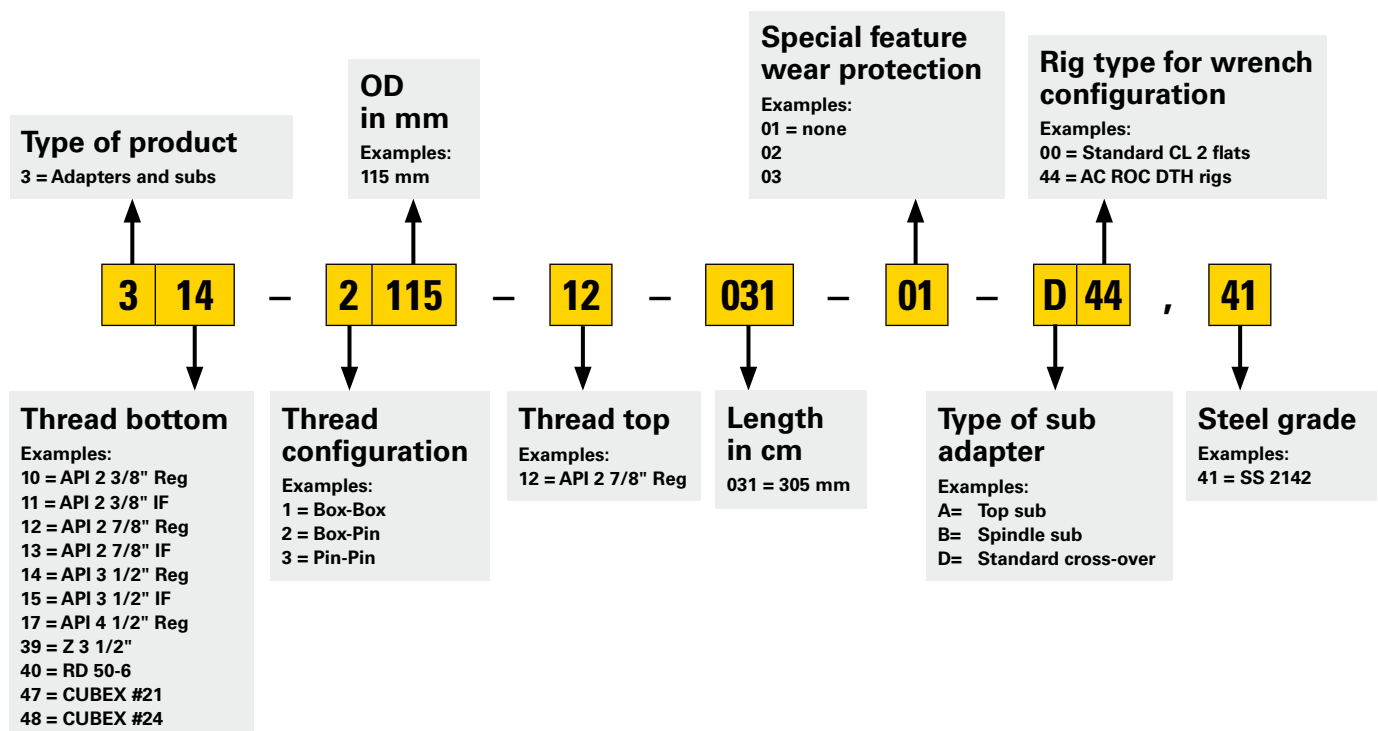
cont. Codes for DTH hammers

Example: 9706-CG-00-14P-26-HB0-000 = COP 64 Gold, comp QM, 3 1/2" API Reg Pin


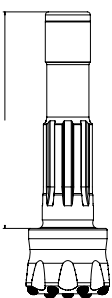
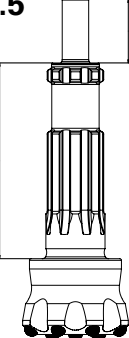
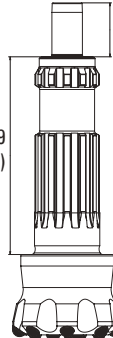
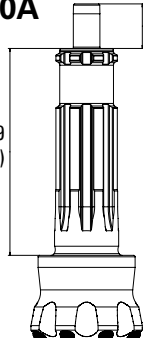
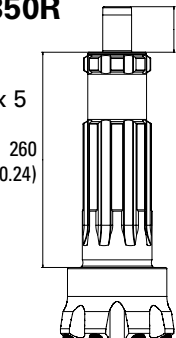
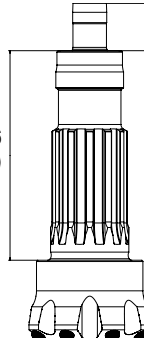
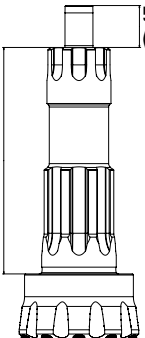
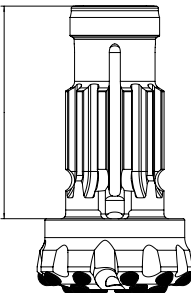
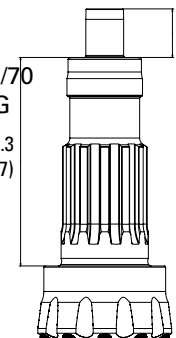
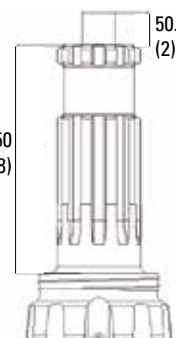
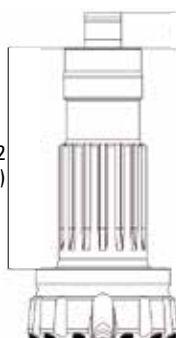
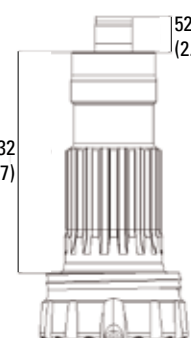
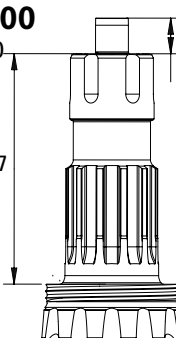
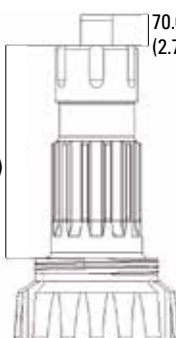
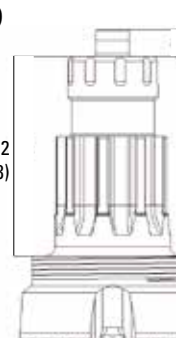
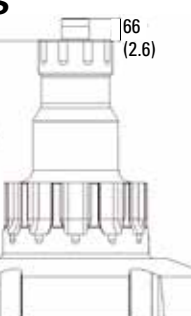
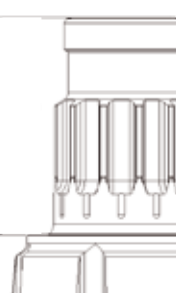
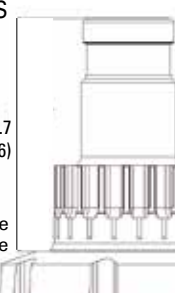
Shank	Feature	Feature	Feature	Spare part /Kit
26	H	B	0	000
Examples: 01=COP 66 06=PARD BECO 6' 24=QL40 25=QL50 26=QL60 29=QL80 31=Cop 34 34=DHD 340 A 35= DHD 3,5 36=DHD 112 37=DHD 350 R 38=DHD 380 39=COP 32 40=Q10 shank QLX100 hammer 42=DHD 112 S. 44=COP 20 (BR2) 59=DHD 360 60=COP42 63=TD 90 64=TD 40 65=QL120 67=QL 200 68=QL 200S 69=QLX 100 (O&G with drive pins) 90=QL 300 S 97=RC50 98=Cluster drill self indexing shank (8") 99=Cluster drill self indexing shank (8") QR	Examples: 0= STD/No Feature G= Guided casing H= Thick casing P= Shot peened thick casing S= Reduced OD T= Tough casing U = Shot peened threads	Examples: 0= STD/No Feature B= Back reaming buttons D= Back reaming & custom flats F= Custom flats H= Hydro cyclone J= Jet sub T= Non std two start thread W= Break out washers	Examples: 0= STD/No Feature D= Drive pins E= D + W F = D + R G= Guided chuck L= Left handed N= Non std triple start thread R= Retrieval system S= Super chuck incl D T= Two piece chuck W= Break out washers V= Vented Bit Bearings X= R+V	Examples: Chuck= 001 Kits= Kxx E-kit= K40 A-kit= K10 Assembly= Axx

Codes for adapters

Example: 314-2115-12-031-01-D44,41 = Box-Pin 3 1/2"x2 7/8" API Reg, OD 115 mm, L 305 mm, ROC



BIT SHANKS

<p>BR 2 COP 20</p>  <p>165 (6.49)</p> <p>6 spline</p>	<p>COP 32 COP 32</p>  <p>215.2 (8.47)</p> <p>8 spline</p>	<p>DHD 3.5 COP 35 TD 35.2 QLX 35 DHD 3.5 Terranox 3</p>  <p>58.9 (2.32)</p> <p>180.9 (7.12)</p> <p>8 spline</p>	<p>TD 40 COP 44 G QLX 40</p>  <p>57 (2.24)</p> <p>209 (8.23)</p> <p>12 spline</p>
<p>DHD 340A COP 44 DHD 4 QL 340 Terranox 4</p>  <p>45 (1.77)</p> <p>209 (8.23)</p> <p>8 spline</p>	<p>DHD 350R COP 54 DHD 5 Terranox 5</p>  <p>55 (2.17)</p> <p>260 (10.24)</p> <p>8 spline</p>	<p>QL 50 QL 50 TD 50 COP 54 G</p>  <p>54.1 (2.13)</p> <p>239.6 (21.68)</p> <p>12 spline</p>	<p>DHD 360 COP 64 DHD 6 Terranox 6</p>  <p>57 (2.24)</p> <p>308 (12.12)</p> <p>8 spline</p>
<p>COP 66 COP 66</p>  <p>225</p> <p>12 spline</p>	<p>QL 60 QL 60 TD 60/65/70 COP 64 G</p>  <p>59 (2.32)</p> <p>253.3 (9.97)</p> <p>12 spline</p>	<p>DHD 380 DHD 8 Terranox 8</p>  <p>50.8 (2)</p> <p>350 (13.78)</p> <p>10 spline</p>	<p>QL 80 QL 80 TD 80 TD 85</p>  <p>52.3 (2.05)</p> <p>332 (13.07)</p> <p>16 spline</p>
<p>TD 90 TD 90</p>  <p>52.3 (2.06)</p> <p>332 (13.07)</p> <p>16 spline</p>	<p>QLX 100 QLX 100</p>  <p>2.50</p> <p>6.17</p> <p>12 spline Pin drive</p>	<p>QL 120 QL 120</p>  <p>70.6 (2.78)</p> <p>491 (19.33)</p> <p>12 spline Pin drive</p>	<p>QL 200 QL 200</p>  <p>66 (2.6)</p> <p>492.2 (19.38)</p> <p>9 spline Pin drive</p>
<p>QL 200S QL 200S</p>  <p>66 (2.6)</p> <p>658.1 (25.91)</p> <p>12 spline Pin drive</p>	<p>QL 300 QL 300</p>  <p>745.7 (29.36)</p> <p>12 spline Pin drive</p>	<p>QL 300S QL 300S</p>  <p>1050.7 (41.36)</p> <p>18 spline Pin drive</p>	

Selecting the right bit

Atlas Copco Secoroc has a comprehensive range of DTH drill bits to match all conceivable applications. Each bit is made from quality alloy steel, and has been precision machined to produce a perfect body, heat treated to the required hardness, given surface compression for fatigue resistance, and fitted with precision buttons manufactured in-house.

Five basic designs are available: Convex, Flat front, SpeedBit, Concave, and RocketBit. These are designed for specific applications for all rock types, hardness's and conditions

Bit life and rate of penetration are the most important criteria in selecting the right bit for a particular application. In most cases, the focus is on productivity, so the fast cuttings removal features of the SpeedBit and Convex/Ballistic designs are preferable, to ensure the buttons are cutting clean, with the minimum of re-crushing.

In hard and abrasive formations, however, the flat front design offers best bit life, having strong gauge rows with large spherical buttons which are easy to regrind and maintain. The SpeedBit offers improved produc-

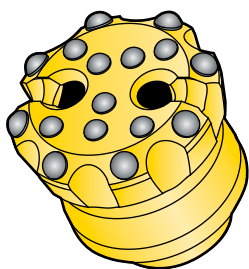
tivity with the same gauge as the Flat front, but with ballistic buttons in the front for faster penetration. An alternative is the Concave design with spherical buttons.

The RocketBit can be dressed with ballistic buttons for use in soft to medium hard formations where fractured rock can be expected, or can be supplied with spherical buttons for hard and abrasive formations.

Bits are manufactured to match all diameters of Secoroc hammers.

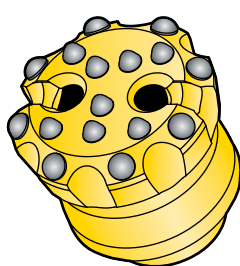


Drill bits – standard assortment



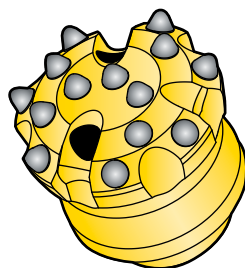
Flat front

Applications:
Hard and abrasive formations, all round.
Typical formations:
Granite, hard limestone, basalt.



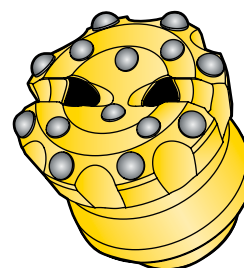
SpeedBit

Applications:
Medium hard to hard and abrasive formations. For higher productivity.
Design feature:
Ballistic buttons in front.
Typical formations:
Granite, hard limestone, basalt.



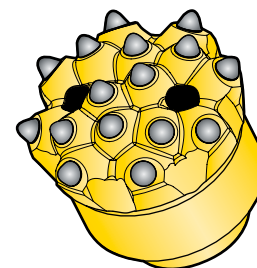
Convex front, ballistic

Applications:
Soft to medium hard rock. Non abrasive formations. High penetration rate.
Typical formations:
Limestone, hard limestone, shale.



Concave front

Applications:
Medium hard to hard formations. Less abrasive, fractured formations. Excellent control over hole deviation.
Design feature:
HD - larger gauge buttons. DGR - double (overlapPing) gauge row. Only from 8".
Typical formations:
Granite, hard limestone, basalt.



RocketBit

Applications:
Soft to medium hard formations. For exceptional productivity. Fractured rock.
Design feature:
Spherical buttons for hard and abrasive formations. Ballistic buttons for soft formations.
Typical formations:
Limestone, hard limestone.

BR 2 shank (COP 20 hammer)

Diameter		Product No.	Product code	No. x Button diameter, mm (inch)			Gauge/Button angle°		Flushing holes	Weight approx	
mm	inch			Outer	Inner	Front	Outer	Inner		kg	lbs
FLAT FRONT											
70	2 3/4	93501726	100-5070-44-121E,33-22	6x10, Spherical		5x10, Spherical	35		2	2,2	4.9
72	2 7/8	93501002	100-5072-44-121E,33-22	6x10, Spherical		4x10, Spherical	35		2	2,2	4.9
76	3	93501005	100-5076-44-1B1F,33-22	6x12, Spherical		4x10, Spherical	35		2	2,3	5.1
76	3	93501006	100-5076-44-1B2F,33-22	6x12, Semi-Ballistic		4x10, Semi-Ballistic	35		2	2,3	5.1
76	3	93501446	100-5076-44-1B4F,33-22	6x12, Ballistic		4x10, Semi-Ballistic	35		2	2,3	5.1
79	3 1/8	93501007	100-5079-44-1B1F,33-22	6x12, Spherical		5x10, Spherical	35		2	2,5	5.5
80	3 3/16	93501008	100-5080-44-1B1F,33-22	6x12, Spherical		5x10, Spherical	35		2	2,5	5.5
89	3 1/2	93501725	100-5089-44-121F,33-22	6x12, Spherical		6x10, Spherical	35		2	2,7	6.0
95	3 3/4	93501011	100-5095-44-121F,33-22	6x12, Spherical		6x10, Spherical	35		2	2,7	6.0
CONCAVE											
95	3 3/4	93501010	100-5095-44-024F,33-22	6x12, Spherical		6x10, Semi-Ballistic	35		2	2,7	6.0
CONVEX											
70	2 3/4	93501000	100-5070-44-221E,33-22	6x10, Spherical		5x10, Spherical	35		2	2,2	4.9
70	2 3/4	93501001	100-5070-44-224E,33-22	6x10, Spherical		5x10, Semi-Ballistic	35		2	2,2	4.9
76	3	93501004	100-5076-44-224F,33-22	6x12, Spherical		5x10, Semi-Ballistic	35		2	2,3	5.1
89	3 1/2	93501009	100-5089-44-224F,33-22	6x12, Spherical		7x10, Semi-Ballistic	35		2	2,7	6.0
96	3 3/4	93501012	100-5096-44-223A,33-22	7x12, Ballistic		6x12, Ballistic	35		2	2,7	6.0

COP 32 shank (COP 32 hammer)

Diameter		Product No.	Product code	No. x Button diameter, mm (inch)			Gauge/Button angle°		Flushing holes	Weight approx	
mm	inch			Outer	Inner	Front	Outer	Inner		kg	lbs
FLAT FRONT											
85	3 3/8	90513728	100-5085-39-1216,10-20	8x11 (7/16)		6x11 (7/16)	35		2	4,5	9.9
90	3 9/16	90513729	100-5090-39-1216,10-20	8x11 (7/16)		7x11 (7/16)	35		2	4,6	10.1
100	3 15/16	90513730	100-5100-39-1216,10-20	8x11 (7/16)		7x11 (7/16)	35		2	4,7	10.4
CONVEX BALLISTIC											
85	3 3/8	90513734	100-5085-39-2236,10-20	7x11 (7/16)	4x11 (7/16)	2x11 (7/16)	40	20	2	4,4	9.7
90	3 9/16	90513735	100-5090-39-223A,10-20	7x12.7 (1/2)	4x12.7 (1/2)	2x12.7 (1/2)	40	20	2	4,5	9.9
100	3 15/16	90513736	100-5100-39-223A,10-20	7x12.7 (1/2)	4x12.7 (1/2)	2x12.7 (1/2)	40	20	2	4,8	10.6
ROCKET BIT											
90	3 9/16	90515758	100-5090-39-623A,10-20	7x12.7 (1/2)	4x12.7 (1/2)	2x12.7 (1/2)	40	20	2	5	11.0



DHD 3.5 shank (COP 35, TD 35.2, QLX 35, DHD 3.5, Terranox 3 hammers)

Diameter		Product No.	Product code	No. x Button diameter, mm (inch)				Gauge/Button angle°			Flushing holes	Weight approx	
mm	inch			Outer	Inner	Front	Cone	Outer	Inner	Cone		kg	lbs
FLAT FRONT													
85	3 3/8	90029183	100-5085-35-1216,10-20	8x11 (7/16)		6x11 (7/16)		35			2	4,3	9.5
90	3 9/16	90515317	100-5090-35-1214,10-20	8x12.7 (1/2)		7x11 (7/16)		35			2	5,8	12.8
92	3 5/8	90515318	100-5092-35-1214,10-20	8x12.7 (1/2)		7x11 (7/16)		35			2	5,8	12.8
95	3 3/4	90515319	100-5095-35-1214,10-20	8x12.7 (1/2)		7x11 (7/16)		35			2	5,9	13.0
100	3 15/16	90515320	100-5100-35-121A,10-20	8x12.7 (1/2)		7x12.7 (1/2)		35			2	6,1	13.4
105	4 1/8	90515321	100-5105-35-1210,10-20	8x14.5 (9/16)		7x12.7 (1/2)		35			2	6,3	13.9
SPEEDBIT													
92	3 5/8	90515322	100-5092-35-1254,10-20	8x12.7 (1/2)		7x11 (7/16)		35			2	5,8	12.8
95	3 3/4	90515323	100-5095-35-1254,10-20	8x12.7 (1/2)		7x11 (7/16)		35			2	5,9	13.0
100	3 15/16	90515324	100-5100-35-125A,10-20	8x12.7 (1/2)		7x12.7 (1/2)		35			2	6,1	13.4
105	4 1/8	90515325	100-5105-35-1250,10-20	8x14.5 (9/16)		7x12.7 (1/2)		35			2	6,3	13.9
CONCAVE													
100	3 15/16	90515330	100-5100-35-021A,10-20	8x12.7 (1/2)		4x12.7 (1/2)	2x12.7 (1/2)	35		-20	2	5,2	11.4
ROCKET BIT													
90	3 9/16	90515757	100-5090-35-623A,10-20	7x12.7 (1/2)	4x12.7 (1/2)	2x12.7 (1/2)		40	20		2	5,1	11.2
95	3 3/4	90515700	100-5095-35-623A,10-20	7x12.7 (1/2)	4x12.7 (1/2)	2x12.7 (1/2)		40	20		2	5,3	11.7
100	3 15/16	90003690	100-5100-35-622A,10-20	7x12.7 (1/2)	4x12.7 (1/2)	2x12.7 (1/2)							
105	4 1/8	90003691	100-5105-35-622A,10-20	7x14.5 (9/16)	4x14.5 (9/16)	2x14.5 (9/16)							
FOOT VALVE		90515375	9091-90515375										
ASSEMBLY TOOL		90515511	9110-90515511										

COP 66 shank (COP 66 hammer)

Diameter		Product No.	Product code	No. x Button diameter, mm (inch)				Gauge/Button angle°		Flushing holes	Weight approx		
mm	Inch			Outer	Inner	Front	Cone	Outer	Inner		kg	lbs	
FLAT FRONT													
165	6 1/2	90003717	100-5165-01-1E1B,08-20	8x19 (3/4)		6x19 (3/4)		35			4	22,5	49.6
171	6 3/4	90003716	100-5171-01-1E1B,08-20	8x19 (3/4)		7x19 (3/4)		35			4	22,9	50.5
CONCAVE													
165	6 1/2	90029082	100-5165-01-0E11,08-20	10x16 (5/8)		6x16 (5/8)	4x16 (5/8)	35	-15		4	22,2	48.9
CONVEX SPHERICAL													
165	6 1/2	90003715	100-5165-01-2E1B,08-20	8x19 (3/4)	4x19 (3/4)	3x19 (3/4)		35	20		4	22,1	48.7
165	6 1/2	90029243	100-5165-01-2E1N,08-20	10x19 (3/4)	6x19 (3/4)	4x19 (3/4)		35	15		4	22,5	49.6
171	6 3/4	90003712	100-5171-01-2E1B,08-20	8x19 (3/4)	4x19 (3/4)	4x19 (3/4)		40	25		4	22,4	49.4
171	6 3/4	90029163	100-5171-01-2E1N,08-20	10x19 (3/4)	6x19 (3/4)	5x19 (3/4)		40	25		4	22,7	50.0
203	8	90029134	10B-5203-01-2E1B,08-20	10x19 (3/4)	6x19 (3/4)	6x19 (3/4)		35	15		4	27,4	60.4
219	8 5/8	90029241	10B-5219-01-2E1N,08-20	10x19 (3/4)	6x19 (3/4)	6x19 (3/4)		35	15		4	29,8	65.7
CONVEX SPHERICAL/SEMI BALLISTIC FRONT													
165	6 1/2	90003714	100-5165-01-2E4B,08-20	8x19 (3/4)	4x19 (3/4)	3x19 (3/4)		35	20		4	22,2	48.9
171	6 3/4	90003713	100-5171-01-2E4B,08-20	8x19 (3/4)	4x19 (3/4)	4x19 (3/4)		40	25		4	22,4	49.4
CONVEX / CONCAVE, SPHERICAL													
171	6 3/4	90029269	100-5171-01-4E1B,08-12	10x19 (3/4)	4+2x19 (3/4)	2x19 (3/4)		35	20/20		4	22,5	49.6
203	8	90029267	10B-5203-01-4E1B,08-12	10x19 (3/4)	6+2x19 (3/4)	4x19 (3/4)		35	15/20		4	27,4	60.4
CONVEX X-tra bit, SPHERICAL PCD													
165	6 1/2	90029011	100-5165-01-2E1B,08-B1	8x19 (3/4)	4x19 (3/4)	3x19 (3/4)		35	20		4	22,1	48.7
171	6 3/4	90029012	100-5171-01-2E1B,08-B1	8x19 (3/4)	4x19 (3/4)	4x19 (3/4)		40	25		4	22,4	49.4
203	8	90029250	10B-5203-01-2E1B,08-B1	10x19 (3/4)	6x19 (3/4)	6x19 (3/4)		35	15		4	27,4	60.4

DHD 340A shank (COP 44, DHD 4, QL 340, Terranox 4 hammers)

Diameter		Product No.	Product code	No. x Button diameter, mm (inch)					Gauge/Button angle°				Flushing holes	Weight approx	
mm	inch			Outer	Outer	Inner	Front	Cone	Outer	Middle	Inner	Cone		kg	lbs
FLAT FRONT															
105	4 1/8	90513713	100-5105-34-1210,10-20	8x14.5 (9/16)			7x12.7 (1/2)		35				2	8,6	19.0
110	4 5/16	90513714	100-5110-34-1210,10-20	8x14.5 (9/16)			7x12.7 (1/2)		35				2	8,8	19.4
115	4 1/2	90513715	100-5115-34-1210,10-20	8x14.5 (9/16)			8x12.7 (1/2)		35				2	9	19.8
125	4 15/16	90513716	100-5125-34-1210,10-20	8x14.5 (9/16)			10x12.7 (1/2)		35				2	9,5	20.9
130	5 1/8	90515203	100-5130-34-1218,10-20	8x15.83 (5/8)			8x14.5 (9/16)		35				2	9,9	21.8
SPEEDBIT															
105	4 1/8	90513718	100-5105-34-1250,10-20	8x14.5 (9/16)			7x12.7 (1/2)		35				2	8,6	19.0
110	4 5/16	90513719	100-5110-34-1250,10-20	8x14.5 (9/16)			7x12.7 (1/2)		35				2	8,8	19.4
115	4 1/2	90513720	100-5115-34-1250,10-20	8x14.5 (9/16)			8x12.7 (1/2)		35				2	9	19.8
125	4 15/16	90513721	100-5125-34-1250,10-20	8x14.5 (9/16)			10x12.7 (1/2)		35				2	9,7	21.4
130	5 1/8	90513722	100-5130-34-1250,10-20	8x14.5 (9/16)			10x12.7 (1/2)		35				2	9,7	21.4
CONCAVE															
115	4 1/2	90514996	100-5115-34-0210,10-20	8x14.5 (9/16)			4x12.7 (1/2)	2x12.7 (1/2)	35			-20	2	9	19.8
121	4 3/4	90514999	100-5121-34-0210,10-20	8x14.5 (9/16)			4x12.7 (1/2)	4x12.7 (1/2)	35			-20	2	9,1	20.1
CONVEX BALLISTIC															
105	4 1/8	90513723	100-5105-34-2239,10-20	7x14.5 (9/16)		4x14.5 (9/16)	2x14.5 (9/16)		40		20		2	8,3	18.3
115	4 1/2	90513725	100-5115-34-2239,10-20	7x14.5 (9/16)		4x14.5 (9/16)	3x14.5 (9/16)		40		20		2	8,6	19.0
125	4 15/16	90513726	100-5125-34-223A,10-20	9x12.7 (1/2)		6x12.7 (1/2)	5x12.7 (1/2)		40		20		3	8,8	19.4
130	5 1/8	90513727	100-5130-34-223A,10-20	9x12.7 (1/2)		6x12.7 (1/2)	5x12.7 (1/2)		40		20		3	9,2	20.3
ROCKET BIT - BALLISTIC															
110	4 5/16	90515306	100-5110-34-623A-10-20	8x12.7 (1/2)	4x12.7 (1/2)	2x12.7 (1/2)	2x12.7 (1/2)		45	30	15		2	8,7	19.2
115	4 1/2	90515305	100-5115-34-623A-10-20	8x12.7 (1/2)	4x12.7 (1/2)	2x12.7 (1/2)	2x12.7 (1/2)		45	30	15		2	8,9	19.6
ROCKET BIT - SPHERICAL															
110	4 5/16	90003674	100-5110-34-6210,10-20	8x14.5 (9/16)	4x12.7 (1/2)	2x12.7 (1/2)	2x12.7 (1/2)		45	30	15		2	8,7	19.2
115	4 1/2	90515548	100-5115-34-6210,10-20	8x14.5 (9/16)	4x12.7 (1/2)	2x12.7 (1/2)	2x12.7 (1/2)		45	30	15		2	8,9	19.6
FOOT VALVE		86002883	9227												
ASSEMBLY TOOL		89001223	9226												



DHD 350R shank (COP 54, DHD 5, Terranox 5 hammers)

Diameter		Product No.	Product code	No. x Button diameter, mm (inch)				Gauge/Button angle°			Flushing holes	Weight approx	
mm	inch			Outer	Inner	Front	Cone	Outer	Inner	Cone		kg	lbs
FLAT FRONT													
130	5	90515101	100-5130-37-1218,10-20	8x16 (5/8)		8x14.5 (9/16)		35			2	15,9	35.1
134	5 1/4	90514419	100-5134-37-1218,10-20	8x16 (5/8)		8x14.5 (9/16)		35			2	16,2	35.7
140	5 1/2	90515009	100-5140-37-1218,10-20	8x16 (5/8)		10x14.5 (9/16)		35			2	16,6	36.6
146	5 3/4	90515086	100-5146-37-1218,10-20	8x16 (5/8)		10x14.5 (9/16)		35			2	17	37.5
149	5 7/8	90515090	100-5149-37-1218,10-20	8x16 (5/8)		10x14.5 (9/16)		35			2	17	37.5
152	6	90514957	100-5152-37-1217,10-20	8x16 (5/8)		8x16 (5/8)		35			2	17,8	39.2
SPEEDBIT													
140	5 1/2	90515012	100-5140-37-1248,10-20	8x16 (5/8)		10x14.5 (9/16)		35			2	16,6	36.6
CONCAVE													
140	5 1/2	90515008	100-5140-37-0218,10-20	8x16 (5/8)		4x14.5 (9/16)	4x14.5 (9/16)	35		-15	2	16,4	36.2
149	5 7/8	90515088	100-5149-37-0218,10-20	8x16 (5/8)		4x14.5 (9/16)	4x14.5 (9/16)	35		-15	2	17,3	38.1
152	6	90514973	100-5152-37-0217,10-20	8x16 (5/8)		4x14.5 (9/16)	4x14.5 (9/16)	35		-15	2	17,3	38.1
CONVEX BALLISTIC													
130	5	90515516	100-5130-37-2339,10-20	9x14.5 (9/16)	6x14.5 (9/16)	4x14.5 (9/16)		40	20		3	15,7	34.6
140	5 1/2	90515423	100-5140-37-2339,10-20	9x14.5 (9/16)	6x14.5 (9/16)	4x14.5 (9/16)		40	20		3	16,3	35.9
FOOT VALVE		86008296	9164										
ASSEMBLY TOOL		89001185	9163										



DHD 360 shank (COP 64, DHD 6, Terranox 6 hammers)

Diameter		Product No.	Product code	No. x Button diameter, mm (inch)				Gauge/Button angle°			Flushing holes	Weight approx	
mm	inch			Outer	Inner	Front	Cone	Outer	Inner	Cone		kg	lbs
FLAT FRONT													
152	6	90515693	100-5152-59-1217,08-20	8x16 (5/8)		8x16 (5/8)		35			2	23,3	51.4
156	6 1/4	90515690	100-5156-59-1217,08-20	8x16 (5/8)		8x16 (5/8)		35			2	23,5	51.8
159	6 1/4	90515687	100-5159-59-1217,08-20	8x16 (5/8)		9x16 (5/8)		35			2	23,8	52.5
165	6 1/2	90515612	100-5165-59-1217,08-20	8x16 (5/8)		10x16 (5/8)		35			2	25,2	55.6
165	6 1/2	90515592	100-5165-59-1211,08-20	10x16 (5/8)		10x16 (5/8)		35			2	25,4	56.0
171	6 3/4	90515594	100-5171-59-1211,08-20	10x16 (5/8)		9x16 (5/8)		35			2	25,8	56.9
SPEEDBIT													
156	6 1/4	90515704	100-5156-59-1247,08-20	8x16 (5/8)		8x16 (5/8)		35			2	23,5	51.8
165	6 1/2	90515608	100-5165-59-1241,08-20	10x16 (5/8)		10x16 (5/8)		35			2	25,4	56.0
171	6 3/4	90515664	100-5171-59-1212,08-20	10x19 (3/4)		9x16 (5/8)		35			2	26	57.3
CONCAVE													
152	6	90515676	100-5152-59-0217,08-20	8x16 (5/8)		4x16 (5/8)	4x16 (5/8)	35		-15	2	23,1	50.9
154	6	90515680	100-5154-59-0217,08-20	8x16 (5/8)		4x16 (5/8)	4x16 (5/8)	35		-15	2	23,2	51.2
156	6 1/4	90515683	100-5156-59-0217,08-20	8x16 (5/8)		4x16 (5/8)	4x16 (5/8)	35		-15	2	23,3	51.4
159	6 1/4	90515672	100-5159-59-0217,08-20	8x16 (5/8)		4x16 (5/8)	4x16 (5/8)	35		-15	2	23,6	52.0
165	6 1/2	90515615	100-5165-59-0217,08-20	8x16 (5/8)		6x16 (5/8)	4x16 (5/8)	35		-15	2	25	55.1
165	6 1/2	90515596	100-5165-59-0211,08-20	10x16 (5/8)		6x16 (5/8)	4x16 (5/8)	35		-15	2	25,2	55.6
171	6 3/4	90515638	100-5171-59-0211,08-20	10x16 (5/8)		6x16 (5/8)	6x16 (5/8)	35		-15	2	25,2	55.6
171	6 3/4	90515661	100-5171-59-0212,08-20	10x19 (3/4)		6x16 (5/8)	6x16 (5/8)	35		-15	2	25,8	56.9
CONVEX - BALLISTIC													
165	6 1/2	90515640	100-5165-59-2337,08-20	9x16 (5/8)	6x16 (5/8)	5x16 (5/8)					3	24,8	54.7
CONVEX - SPHERICAL													
165	6 1/2	90515651	100-5165-59-221b,08-20	10x19 (3/4)	4x19 (3/4)	4x19 (3/4)					2	25,3	55.8
171	6 3/4	90515623	100-5171-59-231b,08-20	9x19 (3/4)	6x19 (3/4)	4x19 (3/4)					3	25,5	56.2
FOOT VALVE		86002893	9235										
ASSEMBLY TOOL		89000845	9182										



DHD 380 shank (DHD 8, Terranox 8 hammers)

Diameter		Product No.	Product code	No. x carbide diameter (mm/inch)				Gauge/carbide angle°			Flushing holes	Weight approx (kg/lb)	
mm	inch			Outer	Inner	Front	Cone	Outer	Inner	Cone		kg	lbs
CONCAVE													
200	7 7/8	90516139	10T-5200-38-021b,08-20	8x19 (3/4)		12x19 (3/4)					2	47,9	105.5
203	8	90516062	10T-5203-38-021b,08-20	8x19 (3/4)		12x19 (3/4)					2	48,1	105.9
222	8 3/4	90516068	10T-5222-38-021b,08-20	10x19 (3/4)		15x19 (3/4)					2	53,1	117.0
225	8 7/8	90516060	10T-5225-38-021b,08-20	10x19 (3/4)		14x19 (3/4)					2	53,3	117.4
241	9 1/2	90516241	10T-5241-38-021b,08-20	10x19 (3/4)		16x19 (3/4)					2	58,7	129.3
251	9 7/8	90516249	10T-5251-38-021b,08-20	10x19 (3/4)		17x19 (3/4)					2	60,4	133.0
254	10	90516146	10T-5254-38-0313,08-20	12x19 (3/4)	6x19 (3/4)	12x19 (3/4)					3	65,0	143.2
305	12	90516232	10T-5305-38-421b,08-20	10x19 (3/4)	6x19 (3/4)	19x19 (3/4)					2	83,5	183.9
CONVEX-CONCAVE													
203	8	90516065	10T-5203-38-421b,08-20	10x19 (3/4)	6x19 (3/4)	6x19 (3/4)					2	48,3	106.4
216	8 1/2	90516071	10T-5216-38-421b,08-20	10x19 (3/4)	6x19 (3/4)	8x19 (3/4)					2	49,7	109.5
219	8 5/8	90516073	10T-5219-38-421b,08-20	10x19 (3/4)	6x19 (3/4)	8x19 (3/4)					2	50,3	110.8
225	8 7/8	90516056	10T-5225-38-4213,08-20	12x19 (3/4)	6x19 (3/4)	8x19 (3/4)					2	54,7	120.5
254	10	90516151	10T-5254-38-421b,08-20	10x19 (3/4)	5x19 (3/4)	10x19 (3/4)					2	61,0	134.4
279	11	90516244	10T-5279-38-421b,08-20	10x19 (3/4)	6x19 (3/4)	15x19 (3/4)					2	77,9	171.6
FOOT VALVE		90509855	9224										
ASSEMBLY TOOL		89000848	9184										



DRILL BITS

TD 40 shank (TD 40, QLX 40, COP 44 Gold hammers)

Diameter		Product No.	Product code	No. x Button diameter, mm (inch)					Gauge/Button angle°				Flushing holes	Weight approx	
mm	Inch			Outer	Outer	Inner	Front	Cone	Outer	Middle	Inner	Cone		kg	lbs
FLAT FRONT															
110	4 5/16	90516005	100-5110-64-1210,10-20	8x14.5 (9/16)			7x12.7 (1/2)		35				2	9,1	20.1
115	4 1/2	90516006	100-5115-64-1210,10-20	8x14.5 (9/16)			7x12.7 (1/2)		35				2	9,3	20.5
120	4 3/4	90516506	100-5120-64-1210,10-20	8x14.5 (9/16)			8x12.7 (1/2)		35				2	9,5	21.0
125	4 15/16	90516227	100-5125-64-1210,10-20	8x14.5 (9/16)			10x12.7 (1/2)		35				2	9,8	21.6
130	5 1/8	90516007	100-5130-64-1218,10-20	8x15.8 (5/8)			8x14.5 (9/16)		35				2	10,2	22.5
140	5 1/2	90516447	100-5140-64-1218,10-20	8x15.8 (5/8)			10x14.5 (9/16)		35				2	10,9	24.1
152	6	90516446	100-5152-64-1217,10-20	8x15.8 (5/8)			8x15.8 (5/8)		35				2	11,5	25.4
SPEEDBIT															
115	4 1/2	90516008	100-5115-64-1250,10-20	8x14.5 (9/16)			8x12.7 (1/2)		35				2	9,3	20.5
115	4 1/2	90516450	100-5115-64-1228,10-20	8x15.8 (5/8)			6x12.7 (1/2)		35				2	9,4	20.8
120	4 3/4	90516516	100-5120-64-1250,10-20	8x14.5 (9/16)			8x12.7 (1/2)		35				2	9,5	21.0
125	4 15/16	90516364	100-5125-64-1250,10-20	8x14.5 (9/16)			10x12.7 (1/2)		35				2	9,7	21.4
130	5 1/8	90516365	100-5130-64-1250,10-20	8x14.5 (9/16)			10x12.7 (1/2)		35				2	9,7	21.4
CONCAVE															
115	4 1/2	90003644	100-5115-64-0210,10-20	8x14.5 (9/16)			4x12.7 (1/2)	2x12.7 (1/2)	35			-20	2	9,1	20.1
ROCKET BIT - BALLISTIC															
110	4 5/16	90516010	100-5110-64-623A,10-20	8x12.7 (1/2)	4x12.7 (1/2)	2x12.7 (1/2)	2x12.7 (1/2)		40	30	15		2	8,5	18.8
115	4 1/2	90516011	100-5115-64-623A,10-20	8x12.7 (1/2)	4x12.7 (1/2)	2x12.7 (1/2)	2x12.7 (1/2)		40	30	15		2	8,6	19.0
ROCKET BIT - SPHERICAL															
110	4 5/16	90003709	100-5110-64-6210,10-20	8x14.5 (9/16)	4x12.7 (1/2)	2x12.7 (1/2)	2x12.7 (1/2)		40	30	15		2	8,6	19.0
115	4 1/2	90516012	100-5115-64-6210,10-20	8x14.5 (9/16)	4x12.7 (1/2)	2x12.7 (1/2)	2x12.7 (1/2)		40	30	15		2	8,7	19.2
FOOT VALVE		90516004	9115												
ASSEMBLY TOOL		90516013	9141												



QL 50 shank (QL 50/55, TD 50/55, QLX 50/55, COP 54 Gold hammers)

Diameter		Product No.	Product code	No. x Button diameter, mm (inch)				Gauge/Button angle°			Flushing holes	Weight approx	
mm	Inch			Outer	Inner	Front	Cone	Outer	Inner	Cone		kg	lbs
FLAT FRONT													
130	5 1/8	90515102	100-5130-25-1218,10-20	8x16 (5/8)		8x14.5 (9/16)		35			2	15,9	35.1
134	5 1/4	90514420	100-5134-25-1218,10-20	8x16 (5/8)		8x14.5 (9/16)		35			2	16,2	35.7
140	5 1/2	90514382	100-5140-25-1218,10-20	8x16 (5/8)		10x14.5 (9/16)		35			2	16,6	36.6
146	5 3/4	90515087	100-5146-25-1218,10-20	8x16 (5/8)		9x14.5 (9/16)		35			2	17,2	37.9
149	5 7/8	90515091	100-5149-25-1218,10-20	8x16 (5/8)		9x14.5 (9/16)		35			2	17,1	37.7
152	6	90514958	100-5152-25-1217,10-20	8x16 (5/8)		8x16 (5/8)		35			2	17,8	39.25
SPEEDBIT													
134	5 1/4	90514674	100-5134-25-1248,10-20	8x16 (5/8)		8x14.5 (9/16)		35			2	16,2	35.7
140	5 1/2	90514386	100-5140-25-1248,10-20	8x16 (5/8)		10x14.5 (9/16)		35			2	16,6	36.6
CONCAVE													
140	5 1/2	90514387	100-5140-25-0218,10-20	8x16 (5/8)		4x14.5 (9/16)	4x14.5 (9/16)	35		-15	2	16,4	36.2
146	5 3/4	90514484	100-5146-25-0217,10-20	8x16 (5/8)		4x16 (5/8)	4x16 (5/8)	35		-15	2	17,2	37.9
152	6	90514974	100-5152-25-0217,10-20	8x16 (5/8)		4x16 (5/8)	4x16 (5/8)	35		-15	2	17,7	39.0
CONVEX BALLISTIC													
130	5 1/8	90515517	100-5130-25-2339,10-20	9x14.5 (9/16)	6x14.5 (9/16)	4x14.5 (9/16)		40	20		3	15,7	34.6
140	5 1/2	90515424	100-5140-25-2339,10-20	9x14.5 (9/16)	6x14.5 (9/16)	4x14.5 (9/16)		40	20		3	16,3	35.9
140	5 1/2	90515428	100-5140-25-2237,10-20	8x16 (5/8)	4x16 (5/8)	3x16 (5/8)		35	20		2	16,2	35.7
CONVEX SPHERICAL													
152	6	90003613	100-5152-25-2212,10-20	8x19 (3/4)	4x16 (5/8)	4x16 (5/8)		35	20		2	17,0	37.4
FOOT VALVE		90515427	9257										
ASSEMBLY TOOL		89000993	9190										



QL 60 shank (QL 60/65, QLX 60/65, COP 64 Gold, Aqua 60 hammers)

Diameter		Product No.	Product code	No. × Button diameter, mm (inch)				Gauge/Button angle°			Flushing holes	Weight approx			
mm	Inch			Outer	Inner	Front	Cone	Outer	Inner	Cone		kg	lbs		
FLAT FRONT															
152	6	90515694	100-5152-26-1217,08-20	8x16 (5/8)		8x16 (5/8)				35		2	22,3	49.2	
156	6 1/8	90515691	100-5156-26-1217,08-20	8x16 (5/8)		8x16 (5/8)				35		2	22,5	49.6	
159	6 1/4	90515688	100-5159-26-1217,08-20	8x16 (5/8)		9x16				35		2	22,8	50.3	
165	6 1/2	90515613	100-5165-26-1217,08-20	8x16 (5/8)		10x16 (5/8)				35		2	24,2	53.4	
165	6 1/2	90515589	100-5165-26-1211,08-20	10x16 (5/8)		10x16 (5/8)				35		2	24,4	53.8	
165	6 1/2	90515706	100-5165-26-1312,08-20	9x19 (3/4)		9x16 (5/8)				35		3	24,8	54.7	
171	6 3/4	90515595	100-5171-26-1211,08-20	10x16 (5/8)		9x16 (5/8)				35		2	24,8	54.7	
171	6 3/4	90515665	100-5171-26-1212,08-20	10x19 (3/4)		9x16 (5/8)				35		2	25	55.1	
203	8	90514314	100-5203-26-1211,08-20	10x16 (5/8)		16 (5/8")									
SPEEDBIT															
156	6 1/4	90515705	100-5156-26-1247,08-20	8x16 (5/8)		8x15,83				35		2	22,5	49.6	
165	6 1/2	90515609	100-5165-26-1241,08-20	10x16 (5/8)		10x16 (5/8)				35		2	24,4	53.8	
171	6 3/4	90515710	100-5171-26-1241,08-20	10x16 (5/8)		9x16 (5/8)				35		2	24,8	54.7	
CONCAVE															
152	6	90515677	100-5152-26-0217,08-20	8x16 (5/8)		4x16 (5/8)	4x16 (5/8)			35		-15	2	22,1	48.7
154	6 1/16	90515681	100-5154-26-0217,08-20	8x16 (5/8)		4x16 (5/8)	4x16 (5/8)			35		-15	2	22,2	49.0
156	6 1/8	90515684	100-5156-26-0217,08-20	8x16 (5/8)		4x16 (5/8)	4x16 (5/8)			35		-15	2	22,3	49.2
159	6 1/4	90515673	100-5159-26-0217,08-20	8x16 (5/8)		4x16 (5/8)	4x16 (5/8)			35		-15	2	22,6	49.8
165	6 1/2	90515616	100-5165-26-0217,08-20	8x16 (5/8)		6x16 (5/8)	4x16 (5/8)			35		-15	2	24	52.9
165	6 1/2	90515598	100-5165-26-0211,08-20	10x16 (5/8)		6x16 (5/8)	4x16 (5/8)			35		-15	2	24,2	53.4
171	6 3/4	90515621	100-5171-26-0211,08-20	10x16 (5/8)		6x16 (5/8)	6x16 (5/8)			35		-15	2	24,2	53.4
171	6 3/4	90515662	100-5171-26-0212,08-20	10x19 (3/4)		6x16 (5/8)	6x16 (5/8)			35		-15	2	24,8	54.7
203	8	90515013	100-5203-26-0411,08-20	10x16 (5/8")		16 (5/8")									
CONVEX - BALLISTIC															
165	6 1/2	90515641	100-5165-26-2337,08-20	9x16 (5/8)	6x16 (5/8)	5x16 (5/8)				35	20		3	23,8	52.3
171	6 3/4	90515635	100-5171-26-232b,08-20	9x19 (3/4)	6x19 (3/4)	4x19 (3/4)				40	25		3	24,5	54.0
203	8	90514850	100-5203-26-2231,08-20	10x16 (5/8)		16 (5/8)									
CONVEX - SPHERICAL															
165	6 1/2	90515652	100-5165-26-221b,08-20	10x19 (3/4)	4x19 (3/4)	4x19 (3/4)				35	20		2	24,3	53.6
171	6 3/4	90515634	100-5171-26-231b,08-20	9x19 (3/4)	6x19 (3/4)	4x19 (3/4)				40	25		3	24,5	54.0
FOOT VALVE		90514253	9283												
ASSEMBLY TOOL		89001189	9170												

Secoroc Aqua 60 with non-lube technology

Patented Quantum Leap air cycle. By using the Secoroc Aqua 60 hammer when drilling for water you leave an oilfree and clean well to your customer.

Can run without the use of oil lubrication.



QL 80 shank (QL 80/85, TD 80/85 hammers)

Diameter		Product No.	Product code	No. x carbide diameter (mm/inch)			Gauge/carbide angle°			Flushing holes	Weight approx	
mm	inch			Outer	Inner	Front	Outer	Inner	Cone		kg	lbs
FLAT FRONT												
241	9 1/2	90516147	10T-5241-29-121b,08-20	12x19 (3/4)		13x19 (3/4)				2	60,1	132.4
254	10	90516145	10T-5254-29-1213,08-20	12x19 (3/4)		17x19 (3/4)				2	62,5	137.7
CONCAVE												
203	8	90516061	10T-5203-29-021b,08-20	8x19 (3/4)		12x19 (3/4)				2	48,5	106.8
222	8 3/4	90516067	10T-5222-29-021b,08-20	10x19 (3/4)		15x19 (3/4)				2	53,5	117.8
225	8 7/8	90516059	10T-5225-29-021b,08-20	10x19 (3/4)		14x19 (3/4)				2	53,7	118,3
251	9 7/8	90516248	10T-5251-29-021b,08-20	10x19 (3/4)		17x19 (3/4)				2	59,1	130.2
305	12	90516231	10T-5305-29-421b,08-20	10x19 (3/4)	6x19 (3/4)	19x19 (3/4)				2	83,9	184.8
CONVEX-CONCAVE												
200	7 7/8	90515847	10T-5200-29-421b,08-12	10x19 (3/4)	6x19 (3/4)	7x19 (3/4)				2	48,4	106.6
203	8	90515848	10T-5203-29-421b,08-12	10x19 (3/4)	6x19 (3/4)	6x19 (3/4)				2	48,7	107.3
203	8	90516064	10T-5203-29-421b,08-20	10x19 (3/4)	6x19 (3/4)	6x19 (3/4)				2	48,7	107.3
216	8 1/2	90516070	10T-5216-29-421b,08-20	10x19 (3/4)	6x19 (3/4)	8x19 (3/4)				2	50,1	110.4
219	8 5/8	90516072	10T-5219-29-421b,08-20	10x19 (3/4)	6x19 (3/4)	8x19 (3/4)				2	50,7	111.7
222	8 3/4	90516002	10T-5222-29-4213,08-12	12x19 (3/4)	6x19 (3/4)	8x19 (3/4)				2	54,4	119.8
225	8 7/8	90516003	10T-5225-29-4213,08-20	12x19 (3/4)	6x19 (3/4)	8x19 (3/4)				2	55,1	121.4
254	10	90516150	10T-5254-29-421b,08-20	10x19 (3/4)	5x19 (3/4)	10x19 (3/4)				2	61,4	135.2
279	11	90516243	10T-5279-29-421b,08-20	10x19 (3/4)	6x19 (3/4)	15x19 (3/4)				2	78,3	172.5
FOOT VALVE		90515792	9114									
ASSEMBLY TOOL		90516137	9142									



TD 90 shank (TD 90 hammer)

Diameter		Product No.	Product code	Short description	No. x carbide diameter (mm/inch)			Gauge/carbide angle°			Flushing holes	Weight approx	
mm	inch				Outer	Inner	Front	Outer	Inner	Cone		kg	lbs
CONCAVE													
222	8 3/4	52337441	10T-5222-63-52337441	Standard head, 12 gauge, 6 row 2, Impac carbides all over	12x19 (3/4)	6x19 (3/4)	8x19 (3/4)	35	15	10	2	59,1	130.0
225	8 7/8	52337136	10T-5225-63-52337136	Special head, 16 gauge, 8 row 2. Impac elsewhere. Taper lock exhaust tube.	16x19 (3/4)	8x19 (3/4)	10x19 (3/4)	35	15	10	2	59,1	130.0
251	9 7/8	90516055	10T-5251-63-0313,08-20	Standard head, fish thread, Impac carbide all over.	12x19 (3/4)	6x19 (3/4)	11x19 (3/4)	35	15	10	3	68,6	151.0
270	10 5/8	52337722	10T-5270-63-52337722	Standard head, fish thread, Impac carbide all over.	15x19 (3/4)	9x19 (3/4)	12x19 (3/4)	35	15	10	3	79,5	175.0
311	12 1/4	90516236	10T-5311-63-0313,08-20	Standard head, fish thread, Impac carbide all over.	15x19 (3/4)	12x19 (3/4)	24x19 (3/4)	35	15	10	3	89,5	197.0
FOOT VALVE		90515792	9114										
ASSEMBLY TOOL		90516251	9143										

QLX 100 shank (QLX 100 hammer)

Diameter		Product No.	Product code	Short description	No. x carbide diameter (mm/inch)			Gauge/carbide angle°			Flushing holes	Weight approx	
mm	inch				Outer	Inner	Front	Outer	Inner	Cone		kg	lbs
CONVEX / CONCAVE DGR													
251	9 7/8	90029138	10T-5251-40-431M,08-12	9 7/8Q10XHG12	12x22	9x22	13x19	35	15	10	3	91,3	201
254	10	90029139	10T-5254-40-431M,08-12	10Q10XHG12	12x22	9x22	13x19	35	15	10	3	91,9	202
273	10 3/4	90029140	10T-5273-40-431M,08-12	10-3/4Q10XHG12	12x22	9x22	14x19	35	15	10	3	93,7	207
279	11	90029141	10T-5279-40-431M,08-12	11Q10XHG12	12x22	9x22	15x19	35	15	10	3	96,4	212
FOOT VALVE		89010443	9710-QX-00-000-00-000-003										
DRIVE PINS		89010442	9710-QX-00-000-00-000-061										



QL 120 shank (QL 120 hammer)

Diameter		Product No.	Product code	Short description	No. x carbide diameter (mm/inch)			Gauge/carbide angle°			Flushing holes	Weight approx	
mm	inch				Outer	Inner	Front	Outer	Inner	Cone		kg	lbs
CONCAVE													
311	12 1/4	52302361	10T-6311-65-52302361	1" gauge carbides	15x19 (3/4)	12x19 (3/4)	18x19 (3/4)	35	15	10	3	190	417
314	12 3/8	52337813	10T-6314-65-52337813	3/4" carbides all over, Impac on gauge, standard on face	15x19 (3/4)	12x19 (3/4)	18x19 (3/4)	35	15	10	3	191	421
314	12 3/8	52133659	10T-6314-65-52133659	1" gauge carbides	15x19 (3/4)	12x19 (3/4)	18x19 (3/4)	35	15	10	3	192	423
316	12 7/16	52337052	10T-6316-65-52337052	Impac carbides all over, standard head	15x19 (3/4)	9x19 (3/4)	15x19 (3/4)	35	15	10	3	190	419
330	13	52131927	10T-5330-65-52131927	Spherical carbides	15x19 (3/4)	9x19 (3/4)	19x19 (3/4)	35	15	10	3	196	431
343	13 1/2	52299088	10T-5343-65-52299088	Impac carbides	15x19 (3/4)	9x19 (3/4)	21x19 (3/4)	35	15	10	3	202	444
349	13 3/4	52335544	10T-5349-65-52335544	Impac carbides	15x19 (3/4)	9x19 (3/4)	21x19 (3/4)	35	15	10	3	204	449
381	15	52335072	10T-6381-65-52335072	Spherical carbides	15x19 (3/4)	12x19 (3/4)	28x19 (3/4)	35	15	10	3	237	521
381	15	52107646	10T-6381-65-52107646	Spherical carbides	15x25.4 (1")	12x19 (3/4)	28x19 (3/4)	35	15	10	3	238	523
391	15 3/8	52124955	10T-5391-65-52124955	1" gauge carbides	15x25.4 (1)	12x19 (3/4)	28x19 (3/4)	35	15	10	3	244	536
413	16 1/4	52107661	10T-6413-65-52107661	Standard carbides on gauge, Impac elsewhere	15x25.4 (1)	12x19 (3/4)	32x19 (3/4)	35	15	10	3	257	566
444	17 1/2	52107653	10T-6445-65-52107653	1" gauge carbides	18x25.4 (1)	9x19 (3/4)	35x19 (3/4)	35	15	10	3	282	621
444	17 1/2	52342482	10T-6445-65-52342482	1" gauge carbides	18x25.4 (1)	9x19 (3/4)	35x19 (3/4)	35	15	10	3	282	620
451	17 3/4	52338746	10T-6451-65-52338746	Special with standard carbide all over. 17.75 max gauge	18x25.4 (1)	9x19 (3/4)	35x19 (3/4)	35	15	10	3	282	619
451	17 3/4	52338589	10T-5451-65-52338589	Special with standard carbide all over. 17.75 max gauge	18x19 (3/4)	9x19 (3/4)	35x19 (3/4)	35	15	10	3	289	635
457	18	52338563	10T-5457-65-52338563	Standard 1" gage carbides, Impac elsewhere	18x25.4 (1")	12x19 (3/4)	35x19 (3/4)	35	15	10	3	287	632
464	18 1/4	52339322	10T-6464-65-52339322	1" gage carbides, standard carbide all over	18x25.4 (1")	12x19 (3/4)	35x19 (3/4)	35	15	10	4	299	658
483	19	52138344	10T-6483-65-52138344	1" gage carbides	20x25.4 (1")	16x19 (3/4)	41x19 (3/4)	35	15	10	4	330	727
508	20	52138278	10T-5508-65-52138278	1" gage carbides	20x25.4 (1")	16x19 (3/4)	45x19 (3/4)	35	15	10	4	342	753
559	22	52138351	10T-6559-65-52138351	1" gage carbides	20x25.4 (1")	16x19 (3/4)	54x19 (3/4)	35	15	10	4	375	825
610	24	52354537	10T-6610-65-52354537	1" gage carbides	20x25.4 (1")	16x19 (3/4)	54x19 (3/4)	35	15	10	4	536	1182
FOOT VALVE		52342094	9326-52342094										
PIN DRIVE*		52107604	9310-52107604										

*12 drive pins needed.



QL 200 shank (QL 200 hammer)

Diameter		Product No.	Product code	Short description	No. x carbide diameter (mm/inch)			Gauge/carbide angle°			Flushing holes	Weight approx	
mm	inch				Outer	Inner	Front	Outer	Inner	Cone		kg	lbs
CONCAVE													
438	17 1/4	52118692	10T-5438-67-52118692	Spherical carbides	16x25.4 (1)	12x25.4 (1)	24x25.4 (1)	35	15	10	4	340,9	750
444	17 1/2	52127511	10T-5445-67-52127511	Spherical carbides	16x25.4 (1)	12x25.4 (1)	24x25.4 (1)	35	15	10	4	392,3	863
457	18	52327996	10T-5457-67-52327996	Standard carbide, longer fish thread vs. 17-1/2.	16x25.4 (1)	12x25.4 (1)	23x25.4 (1)	35	15	10	4	396,4	872
464	18 1/4	52337094	10T-5464-67-52337094	Spherical carbides	16x25.4 (1)	12x25.4 (1)	20x25.4 (1)	35	15	10	4	400	880
470	18 1/2	52313285	10T-5470-67-52313285	Standard carbide, longer fish thread vs. 17-1/2.	16x25.4 (1)	12x25.4 (1)	24x25.4 (1)	35	15	10	4	402,7	886
483	19	51990430	10G-5483-67-51990430	Spherical carbides	16x25.4 (1)	12x25.4 (1)	30x25.4 (1)	35	15	10	4	431,8	950
521	20 1/2	51990422	10G-5521-67-51990422	Spherical carbides	16x25.4 (1)	12x25.4 (1)	32x25.4 (1)	35	15	10	4	511,4	1125
559	22	51994507	10G-5559-67-51994507	Spherical carbides	16x25.4 (1)	12x25.4 (1)	38x25.4 (1)	35	15	10	4	522,7	1150
578	22 3/4	52339108	10T-5578-67-52339108	Spherical carbides	16x25.4 (1)	12x25.4 (1)	38x25.4 (1)	35	15	10	4	505,5	1112
610	24	51990414	10G-5610-67-51990414	Spherical carbides	16x25.4 (1)	12x25.4 (1)	47x25.4 (1)	35	15	10	4	545,5	1200
660	26	52280716	10T-5660-67-52280716	Spherical carbides	20x25.4 (1)	12x25.4 (1)	50x25.4 (1)	35	15	10	4	577,3	1270

FOOT VALVE 51989432 9324-51989432

PIN DRIVE* 51989424 9712-51989424

*9 drive pins needed.

QL 200S shank (QL 200S hammer)

Diameter		Product No.	Product code	Short description	No. x carbide diameter (mm/inch)			Gauge/carbide angle°			Flushing holes	Weight approx	
mm	inch				Outer	Inner	Front	Outer	Inner	Cone		kg	lbs
724	28 1/2	52345550	100-5724-68-52345550	Cyclops design - flat face with one blow hole and 6 flushing grooves.	24x25.4 (1)	18x25.4 (1)	51x25.4 (1)	35	15	10	1	989	2175
737	29	52127693	100-5737-68-52127693	Cyclops design - flat face with one blow hole and 6 flushing grooves.	24x25.4 (1)	18x25.4 (1)	51x25.4 (1)	35	15	10	1	981	2159
762	30	52298031	100-5762-68-52298031	Cyclops design - flat face with one blow hole and 6 flushing grooves.	24x25.4 (1)	18x25.4 (1)	55x25.4 (1)	35	15	10	1	1011	2225
864	34	52292323	100-5864-68-52292323	Cyclops design - flat face with one blow hole and 6 flushing grooves.	24x25.4 (1)	18x25.4 (1)	78x25.4 (1)	35	15	10	1	1200	2641
914	36	52285822	100-5914-68-52285822	Cyclops design - flat face with one blow hole and 6 flushing grooves.	24x25.4 (1)	18x25.4 (1)	90x25.4 (1)	35	15	10	1	1279	2813

FOOT VALVE 51989432 9324-51989432

PIN DRIVE* 51989424 9712-51989424

*12 drive pins needed.

QL 300 / QL 300S shank (QL 300 / QL 300S hammers)

Diameter		Product No.	Product code	Short description	No. x carbide diameter (mm/inch)			Gauge/carbide angle°			Flushing holes	Weight approx	
mm	inch				Outer	Inner	Front	Outer	Inner	Cone		kg	lbs
QL 300 bits available on request				762–964 mm (30–38")									
QL 300S bits available on request				965–1219 mm (38–48")									



Selecting the right hammer

The optimum range of hole size for blast hole drilling with DTH is 90 mm to 254 mm (3 ½"–10"). Smaller blast holes are generally drilled using tophammer, and larger holes generally use rotary machines.

In other applications, like foundation drilling, DTH hammers can be used with single bit in hole sizes up to 914 mm (36"). With multiple hammer units CD (Cluster Drills) drill holes up to 70" or 1778 mm as standard. Larger cluster drills can be delivered as per customer request.

As a rule of thumb, the smallest hole diameter a DTH hammer can drill is its nominal size. A 4 inch hammer will drill a 4 inch (102 mm) hole. The limiting factor is the outside diameter of the hammer, because, as hole diameter reduces, airflow is restricted. Maximum hole size for production drilling is the nominal hammer size plus 1 inch, so for a 4 inch hammer the maximum hole size is 5 inch (127–130 mm).

Choosing the right hammer is largely determined by hole size and type of rock formation. Ideally, the size of the hammer should match the required hole dimension as closely as possible, leaving just enough space for cuttings to evacuate the hole.

Secoroc hammers are purpose-matched for all rock types and applications. Where high performance is the main criterion, Secoroc COP Gold hammers or the new 6" COP 66 hammer are recommended in blast hole drilling and Secoroc QLX hammers in deep hole drilling applications. The QLX hammer has proven superior performance and adaptability to different air requirements thanks to the Air Select System.

Where proven technology is required, the Secoroc COP and QL hammers are known for their reliability and longevity. They are practically bullet proof, making them useful for production drilling in quarries, shallow water well drilling, and underground blasthole drilling.

QM is similar to Standard, but with heavy duty chuck and wear sleeve, and a top sub fitted with tungsten carbide buttons for wear protection in harsh and abrasive conditions. These also protect the top sub from excessive wear when rotating out of the hole through broken rock.



QL hammers

Description	Product No.	Product code	Thread connection	Outside diameter		Rec. hole size		Shank style	Working pressure		Length without bit, shoulder to shoulder		Weight without bit	
				mm	inch	mm	inch		bar	psi	mm	inch	kg	lbs
4"														
QL 340 STD	92050412	9704-QL-00-10P-34-000	API 2 3/8 Reg Pin	100	3 15/16	110-130	4 5/16-5 1/8	DHD 340	6-25	87-363	994	39 1/8	49	108
5"														
QL 50 STD	51983120	9705-QL-00-14P-25-000	API 3 1/2 Reg Pin	117	4 5/8	130-152	5 1/8-6	QL 50	6-24	87-350	1067	42	60	132
QL 50 HF	52284882	9705-QL-HF-14P-25-000	API 3 1/2 Reg Pin	117	4 5/8	130-152	5 1/8-6	QL 50	6-24	87-350	1067	42	60	132
QL 50 HC	52100344	9705-QL-00-14P-25-0H0	API 3 1/2 Reg Pin	117	4 5/8	130-152	5 1/8-6	QL 50	6-24	87-350	1067	42	60	132
QL 55 QM	51997591	9705-QL-00-14P-25-HB0	API 3 1/2 Reg Pin	124	4 7/8	134-152	5 1/4-6	QL 50	6-24	87-350	1067	42	74	163
6"														
QL 60 STD	52324258	9706-QL-00-14P-26-000	API 3 1/2 Reg Pin	138	5 7/16	152-191	6-7 1/2	QL 60	6-24	87-350	1132	44 9/16	91	201
QL 60 HF	52310604	9706-QL-HF-14P-26-000	API 3 1/2 Reg Pin	138	5 7/16	152-191	6-7 1/2	QL 60	6-24	87-350	1132	44 9/16	91	201
QL 60 HC	52329091	9706-QL-00-14P-26-0H0	API 3 1/2 Reg Pin	138	5 7/16	152-191	6-7 1/2	QL 60	6-24	87-350	1132	44 9/16	91	201
QL 65 QM	52324266	9706-QL-00-14P-26-HB0	API 3 1/2 Reg Pin	146	5 3/4	165-191	6 1/2-7 1/2	QL 60	6-24	87-350	1132	44 9/16	111	245
8"														
QL 80 STD	52083623	9708-QL-00-17P-29-000	API 4 1/2 Reg Pin	181	7 1/8	200-305	7 7/8-12	QL 80	6-24	87-350	1461	57 1/2	203	446
QL 80 STD	52083631	9708-QL-00-B3P-29-000	BECO 4 1/2 Pin	181	7 1/8	200-305	7 7/8-12	QL 80	6-24	87-350	1461	57 1/2	203	446
QL 80 HF	52313426	9708-QL-HF-17P-29-000	API 4 1/2 Reg Pin	181	7 1/8	200-305	7 7/8-12	QL 80	6-24	87-350	1461	57 1/2	203	446
QL 80 HC	52083656	9708-QL-00-17P-29-0H0	API 4 1/2 Reg Pin	181	7 1/8	200-305	7 7/8-12	QL 80	6-24	87-350	1478	58 3/16	203	446
QL 85 QM	89010016	9708-QL-00-17P-29-HF0	API 4 1/2 Reg Pin	194	7 5/8	216-305	8 1/2-12	QL 80	6-24	87-350	1461	57 1/2	250	551
QL 85 QM	89010244	9708-QL-00-B3P-29-HF0	BECO 4 1/2 Pin	194	7 5/8	216-305	8 1/2-12	QL 80	6-24	87-350	1461	57 1/2	250	551
QL 85 QM ^{1400cfm}	89010444	9708-QL-HP-17P-29-HDW	API 4 1/2 Reg Pin	194	7 5/8	216-305	8 1/2-12	QL 80	6-24	87-350	1461	57 1/2	250	551
QL 85 QM ^{1400cfm}	89010425	9708-QL-HP-B3P-29-HDW	BECO 4 1/2 Pin	194	7 5/8	216-305	8 1/2-12	QL 80	6-24	87-350	1461	57 1/2	250	551
12"														
QL 120 STD	52107448	9712-QL-00-18P-65-000	API 6 5/8 Reg Pin	285	11 1/4	311-560	12 1/4-22 1/16	QL 120	6-17	87-247	1837	72 5/16	650	1433
QL 120 STD BO	52350725	9712-QL-00-18P-65-0BW	API 6 5/8 Reg Pin	285	11 1/4	311-560	12 1/4-22 1/16	QL 120	6-17	87-247	1837	72 5/16	650	1433
QL 120 HC	52107455	9712-QL-00-18P-65-0H0	API 6 5/8 Reg Pin	285	11 1/4	311-560	12 1/4-22 1/16	QL 120	6-17	87-247	1913	75 5/16	636	1402
20"														
QL 200	52286523	9720-QL-00-38P-67-000	API 8 5/8 Reg Pin	396	15 9/16	440-660	17 15/16-26	QL 200	6-17	87-247	1670	65 3/4	1172	2584
QL 200 S	52286531	9720-QL-00-38P-68-00S	API 8 5/8 Reg Pin	396	15 9/16	710-914	28-36	QL 200 S	6-17	87-247	1831	72 1/16	1356	2990
30"														
QL 300 STD	52339363	9730-42-50-00	BECO 16 PIN	660	26	760-915	29 15/16-36	QL30	4-10	58-145	2339	92 1/16	4909	10824
QL 300 S	52339371	9730-42-50-06	BECO 16 PIN	660	26	965-1220	38-48 1/16	QL30	4-10	58-145	2626	103 3/8	5136	11325

Guide to hammer features

STD	Standard	Standard hammer
QM	Quarry Mining	Designed for mining, back reaming buttons and thick casing
DH	Deep Hole	Designed for deep hole drilling
OG	Oil & Gas	Designed for oil and gas drilling
BO	Break out washers	Equipped with breakout washers in both ends

Other hammer executions / thread connections available.

HC	Hydro Cyclone	Reduces 90% of injected media (water etc.)
"Slim"	Reduced OD	Reduced OD to allow smaller bit diameter
Aqua	Non Lube	Designed to run without oil lubrication
S	Super	Oversized chuck
HF	High Frequency	Designed with high stroke frequency for soft rock

QLX and TD hammers

Description	Product No.	Product code	Thread connection	Outside diameter		Rec. hole size		Shank style	Working pressure		Length without bit, shoulder to shoulder		Weight without bit	
				mm	inch	mm	inch		bar	psi	mm	inch	kg	lbs
3.5"														
QLX 35	89001572	9703-QX-00-10P-35-000	API 2 3/8 Reg Pin	79	3 1/8	90-105	3 9/16-4 1/8	DHD 3.5	6-30	87-432	799	31 7/16	30	66
4"														
QLX 40	89010117	9704-QX-00-10P-64-000	API 2 3/8 Reg Pin	102	4	115-130	4 1/2-5 1/8	TD 40	6-35	87-508	897	35 5/16	46	100
5"														
QLX 50	89010092	9705-QX-00-14P-25-000	API 3 1/2 Reg Pin	122	4 13/16	134-152	5 1/4-6	QL 50	6-35	87-508	1061	41 3/4	70	153
QLX 55 QM	89010093	9705-QX-00-14P-25-HB0	API 3 1/2 Reg Pin	129	5 1/16	140-152	5 1/2-6	QL 50	6-35	87-508	1061	41 3/4	81	178
6"														
QLX 60	52352465	9706-QX-00-14P-26-000	API 3 1/2 Reg Pin	142	5 9/16	152-191	6-7 1/2	QL 60	6-35	87-508	1091	42 15/16	93	205
QLX 65 QM	52352473	9706-QX-00-14P-26-HB0	API 3 1/2 Reg Pin	149	5 7/8	165-191	6 1/2-7 1/2	QL 60	6-35	87-508	1091	42 15/16	105	235
QLX 60 OG	52354180	9706-QX-OG-14P-26-00R	API 3 1/2 Reg Pin	142	5 9/16	156-165	6 1/4-6 1/2	QL 60	6-35	87-508	1091	42 15/16	93	205
8"														
TD 80 STD	52328127	9708-QT-00-17P-29-000	API 4 1/2 Reg Pin	181	7 1/8	200-305	7 7/8-12	QL 80	6-24	87-350	1466	57 11/16	216	476
TD 90 STD	52329414	9709-QT-00-17P-63-000	API 4 1/2 Reg Pin	197	7 3/4	222-305	8 3/4-12	TD 90	6-24	87-350	1410	55 1/2	239	527
TD 90 OG	52337607	9709-QT-00-17P-63-00R	API 4 1/2 Reg Pin	197	7 3/4	222-305	8 3/4-12	TD 90	6-24	87-350	1410	55 1/2	239	527
10"														
QLX 100	89010561	9710-QX-00-18P-40-000	API 6 5/8 Reg Pin	229	9	251-279	9 7/8 - 11	QLX 100	6-24	87-350	1620	63 13/16	457	1007



Guide to hammer features

STD	Standard	Standard hammer
QM	Quarry Mining	Designed for mining, back reaming buttons and thick casing
DH	Deep Hole	Designed for deep hole drilling
OG	Oil & Gas	Designed for oil and gas drilling
BO	Break out washers	Equipped with breakout washers in both ends

Other hammer executions / thread connections available.

HC	Hydro Cyclone	Reduces 90% of injected media (water etc.)
"Slim"	Reduced OD	Reduced OD to allow smaller bit diameter
Aqua	Non Lube	Designed to run without oil lubrication
S	Super	Oversized chuck
HF	High Frequency	Designed with high stroke frequency for soft rock

COP hammer

Description	Product No.	Product code	Thread connection	Outside diameter		Rec. hole size		Shank style	Working pressure		Length without bit, shoulder to shoulder		Weight without bit	
				mm	inch	mm	inch		bar	psi	mm	inch	kg	lbs
2"														
COP 20	93501344	9702-CO-DS-40B-44-000	RD 50-6 Box	62	2 7/16	70-96	2 3/4-3 3/4	BR 2	6-12	87-175	810	31 7/8	14	30
3.5"														
COP 35	52334307	9703-DH-00-10P-35-000	API 2 3/8 Reg Pin	79	3 1/8	88-105	3 7/16-4 1/8	DHD 3.5	6-25	87-363	902	35 1/2	30	65
COP 35 Slim	92060241	9703-DH-00-10P-35-S00	API 2 3/8 Reg Pin	76	3	85-105	3 7/16-4 1/8	DHD 3.5	6-25	87-363	902	35 1/2	20	44
4"														
COP 44 STD	89000482	9704-CO-00-10P-34-000	API 2 3/8 Reg Pin	98	3 7/8	110-125	4 5/16-4 15/16	DHD 340	6-25	87-363	1034	40 11/16	38	84
COP 44 Gold	89001469	9704-CG-00-10P-64-000	API 2 3/8 Reg Pin	100	3 15/16	110-130	4 5/16-5 1/8	TD 40	6-35	87-508	1038	40 7/8	40	89
COP 44 Gold	89001573	9704-CG-00-12P-64-000	API 2 7/8 Reg Pin	100	3 15/16	110-130	4 5/16-5 1/8	TD 40	6-35	87-508	1038	40 7/8	40	89
COP 44 Gold	89001471	9704-CG-00-48P-64-000	CUBEX #24	100	3 15/16	110-130	4 5/16-5 1/8	TD 40	6-35	87-508	1038	40 7/8	40	89
	89010163	9704-CG-00-10P-00-G00	API 2 3/8 Reg Pin	114	4 31/64	115	4 1/2	TD 40	6-35	87-508	1038	40 7/8	45	99
	89010326	9704-CG-00-10P-64-G0G	API 2 3/8 Reg Pin	114	4 31/64	115	4 1/2	TD 40	6-35	87-508	1038	40 7/8	46	100
5"														
COP 54 STD	89000477	9705-CO-00-10P-37-000	API 2 3/8 Reg Pin	120	4 3/4	134-152	5 1/4-6	DHD 350	6-25	87-363	1145	45 1/16	57	126
COP 54 STD	89000481	9705-CO-00-14P-37-000	API 3 1/2 Reg Pin	120	4 3/4	134-152	5 1/4-6	DHD 350	6-25	87-363	1145	45 1/16	57	126
COP 54 QM	89000565	9705-CO-00-14P-37-HB0	API 3 1/2 Reg Pin	126	4 15/16	134-152	5 1/4-6	DHD 350	6-25	87-363	1145	45 1/16	67	148
COP 54 Gold "Slim"	89001354	9705-CG-00-14P-25-S00	API 3 1/2 Reg Pin	115	4 1/2	127-152	5-6	QL 50	6-30	87-435	1194	47	57	126
COP 54 Gold	89001243	9705-CG-00-14P-25-000	API 3 1/2 Reg Pin	120	4 3/4	134-152	5 1/4-6	QL 50	6-30	87-435	1194	47	66	146
COP 54 Gold QM	89001255	9705-CG-00-14P-25-HB0	API 3 1/2 Reg Pin	126	4 15/16	140-152	5 1/2-6	QL 50	6-30	87-435	1194	47	76	168
6"														
COP 64 STD	89000486	9706-CO-00-14P-59-000	API 3 1/2 Reg Pin	142	5 9/16	156-178	6 1/8-7	DHD 360	6-25	87-363	1308	51 1/2	95	209
COP 64 QM	89000498	9706-CO-00-14P-59-HB0	API 3 1/2 Reg Pin	146	5 3/4	165-178	6 1/2-7	DHD 360	6-25	87-363	1308	51 1/2	109	240
COP 64 Gold	89000959	9706-CG-00-14P-26-000	API 3 1/2 Reg Pin	142	5 9/16	156-178	6 1/8-7	QL 60	6-30	87-435	1258	49 1/2	96	212
COP 64 Gold QM	89000960	9706-CG-00-14P-26-HB0	API 3 1/2 Reg Pin	146	5 3/4	165-178	6 1/2-7	QL 60	6-30	87-435	1258	49 1/2	109	240
COP 66 QM	89010407	9706-CX-00-14P-01-HB0	API 3 1/2 Reg Pin	146	5 3/4	165-178	6 1/2-7	COP 66	6-30	87-435	896	35 1/4	69	152
COP 66 QM	89011373	9706-CX-00-15P-01-HB0	API 3 1/2 IF Pin	146	5 3/4	165-178	6 1/2-7	COP 66	6-30	87-435	896	35 1/4	69	152
COP 66 QM	89011481	9706-CX-00-B1P-01-HB0	BECO 3 1/2 Pin	146	5 3/4	165-178	6 1/2-7	COP 66	6-30	87-435	896	35 1/4	70	155
COP 66 QM	89011477	9706-CX-00-50P-01-HB0	CUBEX #28 Pin	146	5 3/4	165-178	6 1/2-7	COP 66	6-30	87-435	896	35 1/4	70	154

Guide to hammer features

STD	Standard	Standard hammer
QM	Quarry Mining	Designed for mining, back reaming buttons and thick casing
DH	Deep Hole	Designed for deep hole drilling
OG	Oil & Gas	Designed for oil and gas drilling
BO	Break out washers	Equipped with breakout washers in both ends

Other hammer executions / thread connections available.

HC	Hydro Cyclone	Reduces 90% of injected media (water etc.)
"Slim"	Reduced OD	Reduced OD to allow smaller bit diameter
Aqua	Non Lube	Designed to run without oil lubrication
S	Super	Oversized chuck
HF	High Frequency	Designed with high stroke frequency for soft rock

REVERSE CIRCULATION

Atlas Copco Secoroc's reverse circulation hammers are specifically designed for all kind of exploration drilling (deep hole and pit grade control applications).

Whether you are exploring potential sites or working an existing mine, the Secoroc RC hammer will assure of high performance, exceptional reliability and dependable support.



RC 50 hammer

Description	Product No.	Product code	Thread connection	Outside diameter		Rec. hole size		Shank style	Working pressure		Length without bit, shoulder to shoulder		Weight without bit	
				mm	inch	mm	inch		bar	psi	mm	inch	kg	lbs
5"														
RC 50 STD	52292273	9705-RC-00-66B-97-000	4 1/2" Remet Box	130	5.13	136-165	5 3/8 – 6 1/2	RC 50	10-35	145-500	1152	45.4	72	158

RC 50 bit assortment

Diameter		Product No.	Product code	No. x Button diameter, mm (inch)			Gauge/Button angle°		Flushing holes	Weight approx	
mm	inch			Outer	Inner	Front	Outer	Inner		kg	lbs
DROP CENTER, EXTRA FLUSHING											
136	5 3/8	90516434	1E0-5136-97-7217,08-20	8 x 16 (5/8)	4 x 12,7 (1/2)	4 x 16 (5/8)	35		No	18,6	41
140	5 1/2	90516432	1E0-5140-97-7217,08-20	8 x 16 (5/8)	4 x 12,7 (1/2)	4 x 16 (5/8)	35		No	18,9	41
143	5 5/8	90516472	1E0-5143-97-7217,08-20	8 x 16 (5/8)	4 x 12,7 (1/2)	4 x 16 (5/8)	35		No	18,9	41
146	5 3/4	90516433	1E0-5146-97-7217,08-20	8 x 16 (5/8)	4 x 12,7 (1/2)	4 x 16 (5/8)	35		No	19,3	43
152	6	90516558	1E0-5152-97-7217,08-20	8 x 16 (5/8)	4 x 12,7 (1/2)	4 x 16 (5/8)	35		No	19,9	43
165	6 1/2	90516435	1E0-5165-97-7217,08-20	8 x 16 (5/8)	6 x 12,7 (1/2)	4 x 16 (5/8)	35		No	20,5	44

RC 50 chuck sleeve assortment

Sleeve OD		Product No.	Product code
mm	inch		
132	5.2	89001500	9705-RC-00-000-00-000-C32
134	5.28	52291606	9705-RC-00-000-00-000-C34
137	5.4	52291614	9705-RC-00-000-00-000-C37
139	5.47	89001501	9705-RC-00-000-00-000-C39
140	5.52	52348257	9705-RC-00-000-00-000-C40
142	5.59	89001502	9705-RC-00-000-00-000-C42
144	5.65	52291622	9705-RC-00-000-00-000-C44
147	5.77	52348612	9705-RC-00-000-00-000-C47
150	5.9	52348620	9705-RC-00-000-00-000-C50
153	6	52352374	9705-00-67-53-078
157	6.2	52352382	9705-RC-00-000-00-000-C57
163	6.4	52343696	9705-RC-00-000-00-000-C63

Recommended clearance between bit and chuck sleeve OD is 1–3 mm.

RC 50 kits and consumables

	Product No.	Product code
Seal kit	52345147	0663-52345147
Adaptor tube assembly	52348182	9705-RC-00-66B-00-000-094
Collector tube assembly	52344066	9705-RC-00-000-97-000-120
QL valve assembly	52344074	9705-RC-00-000-00-000-A44
Check valve assembly	52348638	9705-RC-00-000-00-000-017
Service kit incl. O-rings, valve and check valve	52348653	9705-RC-00-000-00-000-K70

RC 50 kits and consumables

	Product No.	Product code
Bit holder	87004605	9500-4605
Grinding wheel, 16 mm	87001027	9500-1027
Wrench NV102	89000667	8484-0214-13

Atlas Copco Secoroc is pleased to offer solutions for drill string components perfectly adapted to your needs and applications. Contact your Atlas Copco customer center and distributor for more information.





Economy kits

In hard and abrasive drilling condition the external parts of DTH hammer is wearing out before the internal parts reaches their fatigue limits. In these conditions the E-kit can serve as a tool to reduce the total drilling cost. With the E-kit the hammer can be rebuilt and the internal part re-used for another run. The cost saving can be substantial as the cost for an E-kit is only 50% of a new hammer. An E-kit contains all the needed parts for a rebuild and will ease the logistic constrains as all needed parts can be ordered under one product number.

A rule of thumb for use of E-kits:

Rock formation	Hammer life	Action
Highly abrasive	< 5000 m	Use E-kit to rebuild the hammer 1-2 times
Medium abrasive	5-10 000 m	Consider E-kit to rebuild the hammer 1 time
None abrasive	>10 000 m	Rebuilding not recommended, risk that internal parts might fail before E-kit worn out

Economy kits

Product No.	Product code	For hammer	Thread
COP 44 E-kit			
89000736	9704-CO-00-10P-34-000-K40	COP 44	API 2 3/8" Reg Pin
89001317	9704-CO-00-12P-34-000-K40	COP 44	API 2 7/8" Reg Pin
89000739	9704-CO-00-48P-34-0F0-K40	COP 44	CUBEX #24 Pin
COP 44 Gold E-kit			
89001473	9704-CG-00-10P-64-000-K40	COP 44 Gold	API 2 3/8" Reg Pin
89001580	9704-CG-00-12P-64-000-K40	COP 44 Gold	API 2 7/8" Reg Pin
89001474	9704-CG-00-48P-64-000-K40	COP 44 Gold	CUBEX #24 Pin
COP 54 E-kit			
89000742	9705-CO-00-10P-37-000-K40	COP 54 Std	API 2 3/8" Reg Pin
89001359	9705-CO-00-12P-37-000-K40	COP 54 Std	API 2 7/8" Reg Pin
89000743	9705-CO-00-14P-37-000-K40	COP 54 Std	API 3 1/2" Reg Pin
89000744	9705-CO-00-14P-37-HB0-K40	COP 54 Std QM	API 3 1/2" Reg Pin
COP 54 Gold E-kit			
89001288	9705-CG-00-12P-25-S00-K40	COP 54 Gold Slim	API 2 7/8" Reg Pin
89001355	9705-CG-00-14P-25-S00-K40	COP 54 Gold Slim	API 3 1/2" Reg Pin
89001337	9705-CG-00-12P-37-000-K40	COP 54 Gold	API 2 7/8" Reg Pin
89001273	9705-CG-00-14P-25-000-K40	COP 54 Gold	API 3 1/2" Reg Pin
89001277	9705-CG-00-12P-25-H00-K40	COP 54 Gold QM*	API 2 7/8" Reg Pin
89001407	9705-CG-00-12P-25-HB0-K40	COP 54 Gold QM	API 2 7/8" Reg Pin
89001274	9705-CG-00-14P-25-HB0-K40	COP 54 Gold QM	API 3 1/2" Reg Pin
COP 64 E-kit			
89000746	9706-CO-00-14P-59-000-K40	COP 64 Std	API 3 1/2" Reg Pin
89000748	9706-CO-00-14P-59-HB0-K40	COP 64 Std QM	API 3 1/2" Reg Pin
89000791	9706-CO-00-B1P-59-HB0-K40	COP 64 Std QM	BECO 3 1/2" Pin
COP 64 Gold E-kit			
89001110	9706-CG-00-14P-26-000-K40	COP 64 Gold	API 3 1/2" Reg Pin
89001098	9706-CG-00-14P-26-HB0-K40	COP 64 Gold QM	API 3 1/2" Reg Pin
89001246	9706-CG-00-15P-26-HB0-K40	COP 64 Gold QM	API 3 1/2" IF Pin
89001240	9706-CG-00-B1P-26-HB0-K40	COP 64 Gold QM	BECO 3 1/2" Pin
COP 66 E-kit			
89010419	9706-CX-00-14P-01-HB0-K40	COP 66 QM	API 3 1/2" Reg Pin
89011374	9706-CX-00-15P-01-HB0-K40	COP 66 QM	API 3 1/2" IF Pin
89011480	9706-CX-00-B1P-01-HB0-K40	COP 66 QM	BECO 3 1/2" Pin
89011476	9706-CX-00-50P-01-HB0-K40	COP 66 QM	CUBEX #28 Pin

Product No.	Product code	For hammer	Thread
QL 340 E-kit			
92050440	9704-QL-00-10P-34-000-K40	QL 340	API Reg 2 3/8" Pin
QL 50/QL 55 E-kit			
52336823	9705-QL-00-10P-25-000-K40	QL 50	API Reg 2 3/8" Pin
52342508	9705-QL-00-14P-25-000-K40	QL 50	API 3 1/2" Reg Pin
52336831	9705-QL-00-14P-25-HB0-K39	QL 55	API 3 1/2" Reg Pin
QL 60/QL 65 E-kit			
52336849	9706-QL-00-14P-26-000-K40	QL 60	API Reg 3 1/2" Pin
52336856	9706-QL-00-14P-26-H00-K40	QL 65	API Reg 3 1/2" Pin
QL 80/QL 85 E-kit			
89010181	9708-QL-00-17P-29-000-K40	QL 80	API Reg 4 1/2" Pin
89010382	9708-QL-00-B3P-29-000-K40	QL 80	BECO 4 1/2" Pin
89010499	9708-QL-00-17P-29-HBW-K40	QL 85	API 4 1/2" Reg Pin
89010278	9708-QL-00-B3P-29-HB0-K40	QL 85	BECO 4 1/2" Pin
QLX 35 E-kit			
89001569	9703-QX-00-000-00-000-K39	QLX 35**	N/A
QLX 50 / 55 E-kit			
89010124	9705-QX-00-14P-25-000-K40	QLX 50	API Reg 3 1/2" Pin
89010125	9705-QX-00-14P-25-HB0-K40	QLX 55	API Reg 3 1/2" Pin
QLX 60 / 65 E-kit			
89010007	9706-QX-00-14P-26-000-K40	QLX 60	API Reg 3 1/2" Pin
89010009	9706-QX-00-14P-26-HB0-K39	QLX 65	API Reg 3 1/2" Pin
TD 80 E-kit			
52345949	9708-QT-00-17P-29-000-K39	TD 80	API Reg 4 1/2" Pin
Aqua 60 E-kit			
52295961	9706-QL-NL-14P-26-000-K40	Aqua 60	API Reg 3 1/2" Pin
Aqua 60 Seal kit			
52287752	9706-QL-NL-000-00-000-K30	Aqua 60	N/A

* No backreaming buttons

** No backhead

UTILITY POWER POLE DRILLS, CLUSTER DRILLS

Utility power pole drill

- Creates electric pole sockets in hard rock much more efficiently than older auguring or blasting methods.
- Allows rapid creation of multiple utility pole holes.
- Industry segments: Construction and Geotechnical (Mineral exploration)
- The PPD120 is built around the QL120 hammer proven around the world for performance and reliability
- Utilizes the industry standard QL 12 inch shank design
- One single unit now can drill holes ranging from 12 1/4 inch (311 mm) up to 24 inch (609 mm) diameters without any need to change the chuck



Model / Part	Product No.	Product code	Description	Outer diameter		Overall length		Minimum hole size		Maximum hole size		Overall weight	
				mm	inch	mm	inch	mm	inch	mm	inch	kg	lb
PPD 120	52354523	9712-00-50-00-52344523	Percussive pole drill with air swivel and 2 5/8 inch hex drive	284,7	11,21	3000	118	311	12,25	609	24	1017	2243
Accelerator shroud	52354589	9712-00-45-00-52354589	16.75 inch accelerator shroud for hole diameters greater than 17.25"	425,5	16,75	1860	73,23	438	17,25	609	24	489	1080
Accelerator shroud	89010038	9712-00-45-00-89010038	20 inch accelerator shroud for hole diameters greater than 20.50"	508	20	1860	73,23	520,7	20,5	609	24	812	1790
Accelerator shroud	89010040	9710-00-45-00-89010040	22 inch accelerator shroud for hole diameters greater than 22.50"	559	22	1860	73,23	571,5	22,5	609	24	1060	2337
Extension rod	51792232	9712-00-45-00-51792232	Extension rod 72 inches	252	9,92	2086	82,12					477	1051
Support module	51776011	9712-00-45-00-51776011	Air control, lubricator and liquid injection support module									263	580
Sustainability kit	52354648	9712-00-50-52354648	Sustainability kit QL 120 hammer	Valve assy, O-ring check valve, bearing retaining ring and O-rings									

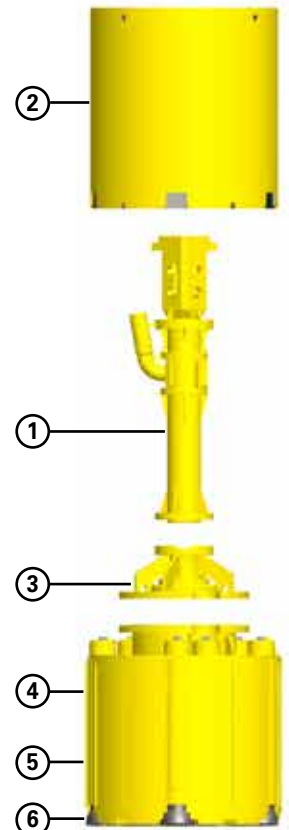
Cluster drill

- Combines multiple DTH hammers into a single canister.
- Custom engineered drills are manufactured to meet each customer's unique hole size requirements.
- Capable of drilling 32 to 120 inch diameter holes.
- Short, light weight and compact.
- Features exclusive, patented technology for self-indexing and quick-release bits.
- Industry segment: Heavy foundation and shaft to moderate depths.
- E-Z Access Top Sub on all gauge row hammers for ease of maintenance.

Model	Product No.	Product code	Diameter		No. of hammers		Approx. weights incl. flange & hammers		Air consumption at 150 psi	Oil rec. per hour
			mm	inch	Gage	Face	kg	lbs		
CDSEZ 762 4/3		On request	762	30	3	1	2858	6300	2140	4
CDSEZ 864 4/3		On request	864	34	3	1	2950	6500	2140	4
CDSEZ 915 5/4		On request	915	36	4	1	3175	7000	2675	5
CDSEZ 1067 6/4		On request	1067	42	4	2	3561	7851	3210	6
CDSEZ 1167 7/4		On request	1167	46	4	3	4061	9076	3750	7
CDSEZ 1200 7/4		On request	1200	47.25	4	3	4185	10198	3750	7
CDSEZ 1500 11/		On request	1500	59	5	6	6074	13391	5885	11
CDSEZ 1650 11/5		On request	1650	65	5	6	6647	14654	5885	11
CDSEZ 1830 13/6		On request	1830	72	6	7	8542	18832	6955	13
CDSEZ 2000 13/6		On request	2000	78.74	6	7	9219	20324	6955	13
CDSEZ 2300 19/7		On request	2300	90.5	7	12	15422	34000	10165	19
CDSEZ 2500 22/8		On request	2500	98.4	8	14	18000	39600	11770	22
CDSEZ 3000 29/12		On request	3000	118	12	17	28300	62260	15575	29

	Item No.	Description	Product No.	Product code	Length		Approx. weights	
					mm	inch	kg	lbs
Kelly drive/Calyx basket set up	1	Kellydrive air inlet		On request	2175	85.5	734	1615
	2	Calyx basket (std)		On request	1524	60	i	i
	3	Flange		On request	380	14.9	i	i
	4	Cluster drill can		On request	1600	63	i	i
	5	CS8 Hammers		On request	ii	ii	135	297
	6	CS8 Button bit		52351905			54	119
Accessories		CDS Tooling package		88053135	n/a	n/a	96	211


i weights vary according to specification ii different chuck options available



HYDROCYCLONES, JET SUBS

Hydrocyclone


- Necessary fluid can be injected to clean a drilled hole without concern for loss of performance.
- Injected fluids are expelled just above the down hole drill.
- Holes stay clean, and the hammer runs as if operating dry.
- Industry segments: Waterwell, Oil and gas
- HC Adapter Kits can be added to any hammer with matching thread configuration
- HC Backheads are also offered as an integral part of several hammer models. Consult listing of hammers on page 28 with the "HC" suffix.



Size	Product No.	Product code	Description	Thread	Outside diameter		Length, shoulder to shoulder		Wrench flat size	Max. orifice size (six holes)	Weight	
					mm	inch	mm	inch			kg	lbs
2 3/8"	89010201	9704-03-00-05-076	Assembly with 0.073" orifice (3 GPM at 350 psig)	2 3/8" API Reg Pin x box, Pin up	94	3.7	282	11.1	3 AF x 1 3/4"	1 x 0.073"	11	24
3 1/2"	52333853	9706-05-60-05-076	Assembly with 1/8" orifice (6 GPM at 350 psig)	3 1/2" API Reg Pin x box, Pin up	142	5.6	371	14.6	4 AF x 2 1/4"	2 x 1/8"	31	68
4 1/2"	52340056	9708-08-60-05-076	Assembly with 3/16" orifice (14 GPM at 350 psig)	4 1/2" API Reg Pin x box, Pin up	181	7.1	181	22.5	5.9 AF x 2 1/4"	2 x 3/16"	71	156

Jet sub

- Prevents power losses normally associated with air bypass.
- Upward facing venturis allow extremely high volumes of bypass flow to escape behind the hammer.
- Does not require booster compressors.
- Industry segments: Waterwell, Oil and gas



Product No.	Product code	Threads (pin up)		Outside diameter		Length, shoulder to shoulder		Wrench flat size	Max. orifice size (six holes)		Weight	
		Box	Pin	mm	inch	mm	inch		mm	inch	kg	lbs
52340312	9704-03-60-00-94	API 2 3/8" Reg	API 2 3/8" Reg	94	3.69	155	6.1	2 1/2" AF x 1 3/4"	3,3	0.13	7	15
52343639	9704-03-60-04,52343639	API 3 1/2" Reg	API 2 3/8" Reg	117	4.6	134	5.27	3 1/2" AF x 1 3/4"	3,05	0.12	8.6	18.9
52343647	9704-03-60-04,52343647	API 2 7/8" Reg	API 2 3/8" Reg	117	4.6	134	5.27	3 1/2" AF x 1 3/4"	3,05	0.12	9,9	21.7
52343654	9704-02-60-04,52343654	API 3 1/2" Reg	API 2 7/8" Reg	117	4.6	134	5.27	3 1/2" AF x 1 3/4"	3,05	0.12	9,4	20.7
52343662	9704-02-60-04,52343662	API 2 7/8" Reg	API 2 7/8" Reg	117	4.6	134	5.27	3 1/2" AF x 1 3/4"	3,05	0.12	10,6	23.4
52340213	9706-05-60-00-094	API 3 1/2" Reg	API 3 1/2" Reg	138	5.44	162	6.38	4" AF x 1 3/4"	4,8	0.19	16	35
52341930	9708-08-60-00-094	API 4 1/2" Reg	API 4 1/2" Reg	181	7.12	178	7	5.88" AF x 2.72"	7,87	0.31	32,7	72
52347564	9712-09-50-094-52347564	API 6 5/8" Reg	API 6 5/8" Reg	229	9	245	10	7.5" AF x 2"	11,18	0.44	76,4	168

Secoroc copper blend drill pipe lubricant

- Formulated with a proprietary blend of Copper and Graphite additives in a lead free aluminum complex base grease.
- High temperature protection for all threaded pipe and hammer connections.
- Protection against rust and corrosion.
- Adheres to oily threads, can be easily brushed on over a wide temperature range.



Quantity	Product No.
3.8 liter / 1 gallon	51857407
9.5 liter / 2.5 gallon	51857415
18.9 liter / 5 gallon	51857423

Atlas Copco Rock Drill Oil

Atlas Copco Rock Drill Oil is specially developed for Atlas Copco pneumatic and hydraulic rock drills and down-the-hole hammers. The lubricating oil is made of carefully selected components that gives the highest technical performance, and has a wide temperature range that gives you optimum operation in the most different ambient temperatures.



It is especially suitable for water well drilling since there is no contamination from mineral oils.

Quantity	Product No.	Product code	Weight	Volume
20 l pail	89010563	9900	18 kg/40 lbs	20 l/4.4 imp.gal./5.5 US gal.
205 l drum	89010564	9901	205 kg/452 lbs	205 l/45.1 imp.gal./54.2 US gal.

BACKHAMMERS, BREAKOUT BENCH

COP Backhammer

The COP Backhammer is a tool that can save and recover a drill string stuck in a hole, it can be easily fitted in a suitable tube joint between the drill support and the rotation head to provide an effective combination of backward hammering and vibration to loosen stuck drill strings.



Product No.	Product code	Working pressure, max		Rear thread API Reg, ext	Front thread API Reg, int	Spanner size, front		Installed length		Total length		Diameter		Weight	
		bar	psi			mm	inch	mm	ft/inch	mm	ft/inch	mm	inch	kg	lbs
3"-5" COP BH 140															
89000581	9714-05-30	8	116	3 1/2"	3 1/2"	95	3 3/4"	415	1' 4 3/8"	510	1' 8"	180	7 1/16"	31	68
5"-6" COP BH 160															
89000587	9716-05-30	8	116	3 1/2"	3 1/2"	120	4 3/4"	445	1' 5 1/2"	540	1' 9 1/4"	200	7 7/8"	44	97
8"-12" COP BH 190															
89000580	9719-05-30	8	116	3 1/2"	3 1/2"	140	5 1/2"	445	1' 5 1/2"	540	1' 9 1/4"	225	8 7/8"	63	139

Breakout bench

The threaded connections of the driver chuck and top sub may become very tightly tensioned during drilling. It is convenient to break the hammer threads on the rig, but if the threads cannot be loosened or tend to get stuck, a breakout bench is the solution.

This handy but powerful breakout bench can easily be placed in a workshop or container and it breaks DTH hammers between 3-6".

The breakout bench is available in two designs.

NOTE! The breakout bench is delivered without wrench keys.



Description	Product No.	Product code
Hydraulic with hand pump	90514057	9178
Hydraulic with air operated foot pump, req. 6-12 bar air	90514348	9176

Selecting the right pipe

Key features of a high quality DTH pipe are durability, accuracy and manageability. Atlas Copco Secoroc pipes are made from cold drawn piping, providing a superior surface finish and tolerance compared to conventional pipes made from hot rolled piping. This drastically reduces the risk of scaling from the pipes entering the hammer, a major cause of premature hammer failure.

The joints are friction welded to achieve maximum strength, and the threads of the end-pieces are heat treated for optimum durability and strength of the thread profile. This not only ensures long thread life, but also makes coupling and uncoupling quick and simple, reducing drilling time.

Pipe diameter should be close to the hammer diameter to provide optimum flushing, reducing the chances of getting stuck.

In most applications, Atlas Copco Secoroc standard API threads will be the best choice.

Atlas Copco Secoroc also offers a wide range of subs and crossover subs to meet an array of demands, all manufactured to the same standards as the pipes.



Design group DM25 (DM 25/25SP)

Diameter		Product No.	Product code	Thread Pin/Box	Component	Wall thickness		Length		Wrench flats			Hex		Weight	
mm	inch					mm	inch	m	feet	mm	inch	Location	mm	inch	kg	lbs
89	3.50	57323917	210-089-0914-B47-L0,55-12	API 2 3/8" Reg	Add-on	12	0.5	9,14	30.0	89	3.5	Both ends	No	No	223	492
89	3.50	57323925	210-089-0810-A47-L0,55-12	API 2 3/8" Reg	Starter pipe	12	0.5	8,10	26.6	89	3.5	Both ends	No	No	200	441
102	4.00	57006769	212-102-0762-B46-L0,40-08	API 2 7/8" Reg	Add-on	8	0.315	7,62	25.0	76	3.0	Both ends	No	No	166	366
102	4.00	56970809	212-102-0640-A47-L0,40-08	API 2 7/8" Reg	Starter pipe	8	0.315	6,40	20.1	89	3.5	Both ends	No	No	142	313



Design group T4 (DM30/45/50/L T4W, T4BH, RD20)

Diameter		Product No.	Product code	Thread Pin/Box	Component	Wall thickness		Length		Wrench flats			Hex		Weight	
mm	inch					mm	inch	m	feet	mm	inch	Location	mm	inch	kg	lbs
102	4,00	57155822	212-102-0810-A45-D0,55-19	API 2 7/8" Reg	Starter pipe	19	0,748	8,10	26,6	89	3,5	Both ends	No	No	236	520
102	4,00	50350156	212-102-0762-B45-D0,40-08	API 2 7/8" Reg	Add-on	8	0,315	7,62	25,0	89	3,5	Pin only	89	3,5	191	421
102	4,00	57155806	212-102-0914-B75-D0,40-08	API 2 7/8" Reg	Add-on	8	0,315	9,14	30,0	89	3,5	Pin only	89	3,5	222	489
114	4,50	57155459	213-114-0610-A45-L0,40-08	API 2 7/8" IF	Starter pipe	8	0,315	6,10	20,0	89	3,5	Both ends	No	No	151	333
114	4,50	50426238	214-114-0655-A45-L0,55-16	API 3 1/2" Reg	Starter pipe	16	0,630	6,55	21,5	89	3,5	Both ends	No	No	271	597
114	4,50	57136343	214-114-0853-A45-L0,55-16	API 3 1/2" Reg	Starter pipe	16	0,630	8,53	28,0	89	3,5	Both ends	No	No	375	827
114	4,50	50425859	214-114-0762-B45-D0,40-08	API 3 1/2" Reg	Add-on	8	0,315	7,62	25,0	89	3,5	Pin only	102	4,0	187	412
114	4,50	52202033	213-114-0762-B45-D0,40-08	API 2 7/8" IF	Add-on	8	0,315	7,62	25,0	89	3,5	Pin only	102	4,0	187	412
114	4,50	57815169	2B0-114-0914-B45-L0,40-08	BECO 3"	Add-on	8	0,315	9,14	30,0	89	3,5	Pin only	102	4,0	222	489
114	4,50	57136228	214-114-0914-B75-D0,40-08	API 3 1/2" Reg	Add-on	8	0,315	9,14	30,0	89	3,5	Pin only	102	4,0	222	489
127	5,00	50348333	214-127-0658-A45-L0,40-08	API 3 1/2" Reg	Starter pipe	8	0,315	6,58	21,6	89	3,5	Both ends	No	No	220	485
127	5,00	57663023	2B1-127-0655-A45-D0,55-12	BECO 3-1/2"	Starter pipe	12	0,472	6,55	21,5	89	3,5	Both ends	No	No	250	551
127	5,00	50348358	214-127-0762-B45-D0,40-08	API 3 1/2" Reg	Add-on	8	0,315	7,62	25,0	89	3,5	Pin only	102	4,0	255	562
127	5,00	57663015	2B1-127-0762-B45-D0,55-12	BECO 3-1/2"	Add-on	12	0,472	7,62	25,0	89	3,5	Pin only	102	4,0	297	655
127	5,00	57915654	2B1-127-0914-B45-D0,40-08	BECO 3-1/2"	Add-on	8	0,315	9,14	30,0	89	3,5	Pin only	102	4,0	256	564
140	5,50	57178766	2B1-140-0786-A45-L0,55-12	BECO 3-1/2"	Starter pipe	12	0,472	7,86	25,8	102	4	Both ends	No	No	311	686
140	5,50	57178865	2B1-140-0914-B45-L0,55-12	BECO 3-1/2"	Add-on	12	0,472	9,14	30,0	102	4	Pin only	127	5,0	393	866
140	5,50	57290322	2B1-140-0914-B45-L0,55-19	BECO 3-1/2"	Add-on	19	0,748	9,14	30,0	102	4	Pin only	127	5,0	563	1241

Design group T4 – Waterwell (T4W, T4W DH)

Diameter		Product No.	Product code	Thread Pin/Box	Component	Wall thickness		Length		Wrench flats			Hex		Weight	
mm	inch					mm	inch	m	feet	mm	inch	Location	mm	inch	kg	lbs
114	4,50	50425859	214-114-0762-B45-D0,40-08	API 3 1/2" Reg	Add-on	8	0,315	7,62	25,0	89	3,5	Pin only	102	4,0	187	412
114	4,50	52202033	213-114-0762-B45-D0,40-08	API 2 7/8" IF	Add-on	8	0,315	7,62	25,0	89	3,5	Pin only	102	4,0	187	412
140	5,50	50426493	221-140-0762-B45-L0,55-12	API 4" FH	Add-on	12	0,472	7,62	25,0	102	4	Pin only	127	5,0	333	734

Design group T4 (DM30/45/50/L T4W, T4BH, RD20)

Diameter		Product No.	Product code	Thread Pin/Box	Component	Wall thickness		Length		Wrench flats			Hex		Weight	
mm	inch					mm	inch	m	feet	mm	inch	Location	mm	inch	kg	lbs
102	4,00	57155806	212-102-0914-B75-D0,40-08	API 2 7/8" Reg	Add-on	8	0,315	9,14	30,0	89	3,5	Pin only	89	3,5	222	489
114	4,50	57136228	214-114-0914-B75-D0,40-08	API 3 1/2" Reg	Add-on	8	0,315	9,14	30,0	89	3,5	Pin only	102	4,0	222	489
114	4,50	52256369	213-114-0914-B75-D0,40-08	API 2 7/8" IF	Add-on	8	0,315	9,14	30,0	89	3,5	Pin only	102	4,0	223	492
127	5,00	57155814	214-127-0914-B75-D0,40-08	API 3 1/2" Reg	Add-on	8	0,315	9,14	30	89	3,5	Pin only	102	4,0	380	838

Design group Simba

Diameter		Product No.	Product code	Thread Pin/Box	Wall thickness		Length		Circular grip			Weight	
mm	inch				mm	inch	m	feet	mm	inch	Location	kg	lbs
76	3.00	89001411	210-076-0180-B41-A0,40-06	API 2 3/8" Reg	6	0,236	1,80	5,90	57	2,25	Pin only	29,2	64
89	3.50	89000988	210-089-0150-B41-L0,40-06	API 2 3/8" Reg	6	0,236	1,50	4,92	70	2,75	Box & Pin	24	53
89	3.50	89001564	210-089-0180-B41-A0,40-06	API 2 3/8" Reg	6	0,236	1,80	5,90	70	2,75	Pin only	36	79
89	3.50	89000970	210-089-0187-B41-L0,40-06	API 2 3/8" Reg	6	0,236	1,87	6,13	70	2,75	Box & Pin	31	68
89	3.50	89009197	210-089-0200-B41-L0,40-04	API 2 3/8" Reg	4	0,157	2,00	6,56	70	2,75	Box & Pin	27	60
89	3.50	89010044	2CO-089-0180-A41-A0,40-08	API 2 3/8" Reg Pin x 3 1/2" Reg Box	8	0,315	1,80	5,90	70	2,75	Pin only	38,5	85
102	4.00	89001565	212-102-0150-B41-A0,40-06	API 2 7/8" Reg	6	0,236	1,50	4,92	83	3 1/4	Pin only	39,4	87
102	4.00	89001533	212-102-0180-B41-A0,40-06	API 2 7/8" Reg	6	0,236	1,80	5,90	83	3 1/4	Pin only	43,8	97
114	4.50	89009232	214-114-0150-B41-L0,40-06	API 3 1/2" Reg	6	0,236	1,50	4,92				41	90
114	4.50	89009307	214-114-0187-B41-L0,40-06	API 3 1/2" Reg	6	0,236	1,87	6,13				47	104

Design group CM (CM760/765/780/785)

Diameter		Product No.	Product code	Thread Pin/Box	Component	Wall thickness		Length		Wrench flats			Hex		Weight	
mm	inch					mm	inch	m	feet	mm	inch	Flat location	mm	inch	kg	lbs
76	3.00	51862472	2Z1-076-0290-A65-L0,40-06	2" Z Pin x Box	Starter pipe	6	0,24	2,9	9,51	57	2,25	Both ends	No	No	33,0	73
76	3.00	51985885	2CI-076-0290-A65-L0,40-08	2" Z Pin x API 2 3/8" Reg Box	Starter pipe	8	0,31	2,9	9,51	57	2,25	Both ends	No	No	60,0	132
76	3.00	57882326	2CI-076-0460-A65-L0,40-08	2" Z Pin x API 2 3/8" Reg Box	Starter pipe	8	0,31	4,6	15,08	57	2,25	Both ends	No	No	83,5	184
76	3.00	51788479	2Z1-076-0400-B65-L0,40-06	2" Z Pin x Box	Add-on	6	0,24	4	13,11	57	2,25	Both ends	No	No	47,0	104
76	3.00	51988939	2Z1-076-0400-B65-L0,55-08	2" Z Pin x Box	Add-on	8	0,31	4	13,11	57	2,25	Both ends	No	No	80,0	176
76	3.00	57844078	2Z1-076-0500-B65-L0,40-06	2" Z Pin x Box	Add-on	6	0,24	5	16,39	57	2,25	Both ends	No	No	58,8	130
89	3.50	57699035	2CK-089-0247-A65-L0,40-08	2-1/2" Z Pin x API 3-1/2" Reg Box	Starter pipe	8	0,31	2,5	8,20	70	2,75	Both ends	No	No	50,0	110
89	3.50	52137031	2CJ-089-0270-A65-D0,40-08	2-1/2" Z Pin x API 2-3/8" Reg Box	Starter pipe	8	0,31	2,7	8,85	70	2,75	Both ends	No	No	48,0	106
89	3.50	57699043	2CJ-089-0270-A65-L0,40-08	2-1/2" Z Pin x API 2-3/8" Reg Box	Starter pipe	8	0,31	2,7	8,85	70	2,75	Both ends	No	No	43,0	95
89	3.50	57882284	2CK-089-0440-A65-L0,40-08	2-1/2" Z Pin x API 3-1/2" Reg Box	Starter pipe	8	0,31	4,4	14,43	70	2,75	Both ends	No	No	87,0	192
89	3.50	57882292	2CJ-089-0460-A65-L0,40-08	2-1/2" Z Pin x API 2-3/8" Reg Box	Starter pipe	8	0,31	4,6	15,08	70	2,75	Both ends	No	No	98,8	218
89	3.50	57699050	2Z3-089-0400-B65-L0,40-06	2-1/2" Z Pin x Box	Add-on	6	0,24	4	13,11	70	2,75	Both ends	No	No	57,0	126
89	3.50	57844060	2Z3-089-0500-B65-L0,40-06	2-1/2" Z Pin x Box	Add-on	6	0,24	5	16,39	70	2,75	Both ends	No	No	60,6	134
102	4.00	51788651	2Z2-102-0240-A65-L0,40-06	2-1/4" Z Pin x Box	Starter pipe	6	0,24	2,4	7,87	76	3,00	Both ends	No	No	43,0	95
102	4.00	51985893	2CK-102-0270-A65-L0,40-08	2-1/2" Z Pin x API 3-1/2" Reg Box	Starter pipe	8	0,31	2,7	8,85	76	3,00	Both ends	No	No	65,0	143
102	4.00	57882318	2CK-102-0440-A65-L0,40-08	2-1/2" Z Pin x API 3-1/2" Reg Box	Starter pipe	8	0,31	4,4	14,43	76	3,00	Both ends	No	No	98,7	218
102	4.00	52296696	2CK-102-0400-A65-L0,55-12	2-1/2" Z Pin x API 3-1/2" Reg Box	Starter pipe	12	0,47	4	13,11	76	3,00	Both ends	No	No	113,0	249
102	4.00	51788487	2Z3-102-0400-B65-L0,40-06	2-1/2" Z Pin x Box	Add-on	6	0,24	4	13,11	76	3,00	Both ends	No	No	67,0	148
102	4.00	57794422	2Z3-102-0500-B65-L0,40-06	2-1/2" Z Pin x Box	Add-on	6	0,24	5	16,39	76	3,00	Both ends	No	No	82,0	181

Design group TH60 (T2, T3, TH60/75E/100A)

Diameter		Product No.	Product code	Thread Pin/Box	Wall thickness		Length		Wrench flats			Hex		Weight	
mm	inch				mm	inch	m	feet	mm	inch	Flat location	mm	inch	kg	lbs
89	3.50	58160896	211-089-0610-B48-E0,40-08	API 2 3/8" IF	8	0,315	6,10	20	70	2 3/4	Box only	No	No	104	229
114	4.50	57690430	215-114-0610-B48-E0,40-08	API 3 1/2" IF	8	0,315	6,10	20	89	3 1/2	Box only	No	No	156	344
114	4.50	57690448	213-114-0610-B48-L0,40-08	API 2 7/8" IF	8	0,315	6,10	20	89	3 1/2	Box only	No	No	156	344
114	4.50	58160912	214-114-0610-B48-E0,40-08	API 3 1/2" Reg	8	0,315	6,10	20	89	3 1/2	Box only	No	No	156	344

Design group ROC F6 (F6, L6, L8, D-series)

Design group SmartROC (FlexiROC, ROC series)

Diameter		Product No.	Product code	Thread Pin/Box	Wall thickness		Length		Wrench flats			Weight	
mm	inch				mm	inch	m	feet	mm	inch	Flat location	kg	lbs
76	3.00	89001289	210-076-0180-A44-A0,40-06	API 2 3/8" Reg	6	0,236	1,8	5,90	No wrench flats			28,8	63
76	3.00	89000643	210-076-0370-A44-A0,40-06	API 2 3/8" Reg	6	0,236	3,7	12,13	No wrench flats			42,0	93
76	3.00	89009398	210-076-0400-B44-A0,40-06	API 2 3/8" Reg	6	0,236	4	13,11	No wrench flats			48,2	106
76	3.00	89000444	210-076-0500-B44-A0,40-06	API 2 3/8" Reg	6	0,236	5	16,39	No wrench flats			58,3	129
76	3.00	89000871	210-076-0600-B44-A0,40-06	API 2 3/8" Reg	6	0,236	6	19,67	No wrench flats			65,5	144
89	3.50	89001226	210-089-0150-A44-A0,40-06	API 2 3/8" Reg	6	0,236	1,5	4,92	No wrench flats			32,7	72
89	3.50	89001314	210-089-0150-A44-L0,40-08	API 2 3/8" Reg	8	0,315	1,5	4,92	No wrench flats			38,0	84
89	3.50	89001276	210-089-0180-A44-A0,40-06	API 2 3/8" Reg	6	0,236	1,8	5,90	No wrench flats			40,0	88
89	3.50	89010025	210-089-0300-A44-A0,40-08	API 2 3/8" Reg	8	0,315	3	9,84	No wrench flats			48,6	107
89	3.50	89000445	210-089-0400-B44-A0,40-06	API 2 3/8" Reg	6	0,236	4	13,11	No wrench flats			60,3	133
89	3.50	89001231	210-089-0400-B44-A0,40-08	API 2 3/8" Reg	8	0,315	4	13,11	No wrench flats			81,8	180
89	3.50	89000442	210-089-0500-B44-A0,40-06	API 2 3/8" Reg	6	0,236	5	16,39	No wrench flats			74,6	164
89	3.5	89011354	2Z3-089-0500-B44-A0,40-06	2 1/2 Z-thread	6	0,248	5	16,40	No wrench flats			75,0	165
89	3.5	89011355	2Z3-089-0600-B44-A0,40-06	2 1/2 Z-thread	6	0,248	6	19,68	No wrench flats			83,0	183
89	3.50	89001229	210-089-0500-B44-A0,40-08	API 2 3/8" Reg	8	0,315	5	16,39	No wrench flats			99,2	219
89	3.50	89009356	210-089-0600-B44-A0,40-06	API 2 3/8" Reg	6	0,236	6	19,67	No wrench flats			83,4	184
89	3.50	89000999	210-089-0600-B44-A0,40-08	API 2 3/8" Reg	8	0,315	6	19,67	No wrench flats			127,2	280
89	3.50	89001251	211-089-0600-B44-A0,40-06	API 2 3/8" IF	6	0,236	6	19,67	No wrench flats			83,4	184
102	4.00	89000648	212-102-0400-B44-A0,40-06	API 2 7/8" Reg	6	0,236	4	13,11	No wrench flats			69,0	152
102	4.00	89010203	212-102-0400-B44-A0,40-08	API 2 7/8" Reg	8	0,315	4	13,11	No wrench flats			99,2	219
102	4.00	89000681	212-102-0500-B44-A0,40-06	API 2 7/8" Reg	6	0,236	5	16,39	No wrench flats			89,6	198
102	4.00	89001410	212-102-0500-B44-A0,40-08	API 2 7/8" Reg	8	0,315	5	16,39	No wrench flats			118,0	260
102	4.00	89000698	212-102-0600-B44-A0,40-06	API 2 7/8" Reg	6	0,236	6	19,67	No wrench flats			105,3	232
102	4.00	89001275	212-102-0600-B44-A0,40-08	API 2 7/8" Reg	8	0,315	6	19,67	No wrench flats			140,0	309
102	4.00	89010242	214-102-0500-B44-A0,40-06	API 2 7/8" Reg	6	0,236	5	16,39	No wrench flats			71,8	158
114	4.50	89001269	214-114-0400-B44-A0,40-06	API 3 1/2" Reg	6	0,236	4	13,11	No wrench flats			91,8	202
114	4.50	89001303	214-114-0500-B44-A0,40-06	API 3 1/2" Reg	6	0,236	5	16,39	No wrench flats			108,5	239
114	4.50	89009355	214-114-0600-B44-A0,40-06	API 3 1/2" Reg	6	0,236	6	19,67	No wrench flats			115,3	254
114	4.50	89000950	214-114-0600-B44-A0,40-08	API 3 1/2" Reg	8	0,315	6	19,67	No wrench flats			146,0	322
114	4.50	89010147	2B0-114-0500-B44-A0,40-08	3" BECO	8	0,315	5	16,39	No wrench flats			136,0	300
114	4.50	89010146	2B0-114-0600-B44-A0,40-08	3" BECO	8	0,315	6	19,67	No wrench flats			146,0	322

Diameter		Product No.	Product code	Thread Pin/Box	Wall thickness		Length		Wrench flats			Weight	
mm	inch				mm	inch	m	feet	mm	inch	Flat location	kg	lbs
127	5.00	89001304	214-127-0600-B44-A0,40-06	API 3 1/2" Reg	6	0,236	6	19,67	No wrench flats			143,0	315
140	5.50	89001415	217-140-0500-B44-A0,40-08	API 4 1/2" Reg	8	0,315	5	16,39	No wrench flats			173,4	382
140	5.50	89000982	217-140-0600-B44-A0,40-08	API 4 1/2" Reg	8	0,315	6	19,67	No wrench flats			200,6	442
140	5.50	89001491	2B1-140-0600-B44-A0,40-08	3 1/2" BECO	8	0,315	6	19,67	No wrench flats			198,0	437

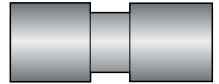
Design group standard style – wrench flats Pin and Box end

Diameter		Product No.	Product code	Thread Pin/Box	Wall thickness		Length		Wrench flats			Weight	
mm	inch				mm	inch	m	feet	mm	inch	Flat location	kg	lbs
51	2,00	89010255	2DT-051-0100-B00-L00,40-05	RD40-6	5	0,20	1,0	3,28	41	1,61	Both ends	7	16
51	2,00	89010253	2DT-051-0150-B00-L00,40-05	RD40-6	5	0,20	1,5	4,92	41	1,61	Both ends	11	23
51	2,00	89011309	2DT-051-0200-B00-L00,40-05	RD40-6	5	0,20	2,0	6,56	41	1,61	Both ends	13	29
51	2,00	89010251	2DT-051-0300-B00-L00,40-05	RD40-6	5	0,20	3,0	9,84	41	1,61	Both ends	18	40
63	2,50	89010256	240-063-0100-B00-L00,40-05	RD50-6	5	0,20	1,0	3,28	50	1,97	Both ends	8	17
63	2,50	89010254	240-063-0150-B00-L00,40-05	RD50-6	5	0,20	1,5	4,92	50	1,97	Both ends	11	24
63	2,50	89011310	240-063-0200-B00-L00,40-05	RD50-6	5	0,20	2,0	6,56	50	1,97	Both ends	14	31
63	2,50	89010252	240-063-0300-B00-L00,40-05	RD50-6	5	0,20	3,0	9,84	50	1,97	Both ends	24	53
70	2,75	89001311	240-070-0120-B00-L0,40-04	RD50-6	4	0,16	1,2	3,93	55	2,17	Both ends	11	23
70	2,75	89009166	240-070-0150-B00-L0,40-04	RD50-6	4	0,16	1,5	4,92	55	2,17	Both ends	13	28
70	2,75	89009167	240-070-0020-B00-L0,40-04	RD50-6	4	0,16	2,0	6,56	55	2,17	Both ends	15	33
70	2,75	89009467	240-070-0300-B00-L0,40-04	RD50-6	4	0,16	3,0	9,84	55	2,17	Both ends	23	51
76	3,00	89009469	210-076-0100-B00-L0,40-04	API 2 3/8" Reg	4	0,16	1,0	3,28	65	2,56	Both ends	11	24
76	3,00	89009345	210-076-0100-B00-L0,40-06	API 2 3/8" Reg	6	0,24	1,0	3,28	65	2,56	Both ends	14	31
76	3,00	89000975	210-076-0120-B00-L0,40-04	API 2 3/8" Reg	4	0,16	1,2	3,93	65	2,56	Both ends	13	28
76	3,00	89009468	210-076-0150-B00-L0,40-04	API 2 3/8" Reg	4	0,16	1,5	4,92	65	2,56	Both ends	14	31
76	3,00	89009346	210-076-0150-B00-L0,40-06	API 2 3/8" Reg	6	0,24	1,5	4,92	65	2,56	Both ends	20	44
76	3,00	89009174	240-076-0150-B00-L0,40-04	RD50-6	4	0,16	1,5	4,92	65	2,56	Both ends	16	35
76	3,00	89000784	210-076-0180-B00-L0,40-04	API 2 3/8" Reg	4	0,16	1,8	5,90	65	2,56	Both ends	17	37
76	3,00	89009489	210-076-0200-B00-L0,40-04	API 2 3/8" Reg	4	0,16	2,0	6,56	65	2,56	Both ends	18	39
76	3,00	89009347	210-076-0200-B00-L0,40-06	API 2 3/8" Reg	6	0,24	2,0	6,56	65	2,56	Both ends	25	55
76	3,00	89009175	240-076-0200-B00-L0,40-04	RD50-6	4	0,16	2,0	6,56	65	2,56	Both ends	19	42
76	3,00	89009470	210-076-0300-B00-L0,40-04	API 2 3/8" Reg	4	0,16	3,0	9,84	65	2,56	Both ends	24	53
76	3,00	89010061	210-076-0300-W00-L0,40-04	API 2 3/8" Reg*	4	0,16	3,0	9,84	65	2,56	Both ends	24	53
76	3,00	89009348	210-076-0300-B00-L0,40-06	API 2 3/8" Reg	6	0,24	3,0	9,84	65	2,56	Both ends	33	74
76	3,00	89009176	240-076-0300-B00-L0,40-04	RD50-6	4	0,16	3,0	9,84	65	2,56	Both ends	26	57
76	3,00	89009380	210-076-0400-B00-L0,40-06	API 2 3/8" Reg	6	0,24	4,0	13,11	65	2,56	Both ends	50	110
76	3,00	89001335	210-076-0610-B00-L0,40-06	API 2 3/8" Reg	6	0,24	6,1	20,00	65	2,56	Both ends	72	159
89	3,50	89009194	210-089-0100-B00-L0,40-04	API 2 3/8" Reg	4	0,16	1,0	3,28	65	2,56	Both ends	13	30
89	3,50	89009209	210-089-0100-B00-L0,40-06	API 2 3/8" Reg	6	0,24	1,0	3,28	65	2,56	Both ends	17	37
89	3,50	89000797	243-089-0120-B00-L0,40-06	LT-275	6	0,24	1,2	3,93	65	2,56	Both ends	23	50
89	3,50	89009471	210-089-0150-B00-L0,40-04	API 2 3/8" Reg	4	0,16	1,5	4,92	65	2,56	Both ends	17	38
89	3,50	89009479	210-089-0150-B00-L0,40-06	API 2 3/8" Reg	6	0,24	1,5	4,92	65	2,56	Both ends	23	50
89	3,50	89000796	243-089-0150-B00-L0,40-06	LT-275	6	0,24	1,5	4,92	65	2,56	Both ends	25	54
89	3,50	89009449	210-089-0170-B00-L0,40-06	API 2 3/8" Reg	6	0,24	1,7	5,57	65	2,56	Both ends	27	60

DRILL PIPES

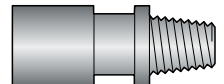
Diameter		Product No.	Product code	Thread Pin/Box	Wall thickness		Length		Wrench flats			Weight	
mm	inch				mm	inch	m	feet	mm	inch	Flat location	kg	lbs
89	3,50	89009448	210-089-0180-B00-L0,40-06	API 2 3/8" Reg	6	0,24	1,8	5,90	65	2,56	Both ends	28	62
89	3,50	89000798	243-089-0180-B00-L0,40-06	LT-275	6	0,24	1,8	5,90	65	2,56	Both ends	28	62
89	3,50	89009447	210-089-0190-B00-L0,40-06	API 2 3/8" Reg	6	0,24	1,9	6,23	65	2,56	Both ends	29	64
89	3,50	89009490	210-089-0200-B00-L0,40-04	API 2 3/8" Reg	4	0,16	2,0	6,56	65	2,56	Both ends	23	51
89	3,50	89009210	210-089-0200-B00-L0,40-06	API 2 3/8" Reg	6	0,24	2,0	6,56	65	2,56	Both ends	30	66
89	3,50	89009219	212-089-0200-B00-L0,40-06	API 2 7/8" Reg	6	0,24	2,0	6,56	65	2,56	Both ends	31	68
89	3,50	89009354	211-089-0300-B00-L0,40-04	API 2 3/8" IF	4	0,16	3,0	9,84	65	2,56	Both ends	31	68
89	3,50	89009213	211-089-0200-B00-L0,40-06	API 2 3/8" IF	6	0,24	2,0	6,56	65	2,56	Both ends	31	68
89	3,50	89009450	210-089-0210-B00-L0,40-06	API 2 3/8" Reg	6	0,24	2,1	6,89	65	2,56	Both ends	31	68
89	3,50	89009472	210-089-0300-B00-L0,40-04	API 2 3/8" Reg	4	0,16	3,0	9,84	65	2,56	Both ends	30	66
89	3,50	89009473	210-089-0300-B00-L0,40-06	API 2 3/8" Reg	6	0,24	3,0	9,84	65	2,56	Both ends	40	88
89	3,50	89009220	212-089-0300-B00-L0,40-06	API 2 7/8" Reg	6	0,24	3,0	9,84	65	2,56	Both ends	43	95
89	3,50	89009214	211-089-0300-B00-L0,40-06	API 2 3/8" IF	6	0,24	3,0	9,84	65	2,56	Both ends	43	95
89	3,50	89000706	210-089-0370-B00-L0,40-06	API 2 3/8" Reg	6	0,24	3,7	12,13	65	2,56	Both ends	50	110
89	3,50	89009215	211-089-0450-B00-L0,40-06	API 2 3/8" IF	6	0,24	4,5	14,75	65	2,56	Both ends	63	139
89	3,50	89009216	211-089-0600-B00-L0,40-06	API 2 3/8" IF	6	0,24	6,0	19,67	65	2,56	Both ends	82	181
102	4,00	89001412	214-102-0091-B00-L0,40-06	API 3 1/2" Reg	6	0,24	0,9	2,95	75	2,95	Both ends	23	50
102	4,00	89009421	212-102-0150-B00-L0,40-06	API 2 7/8" Reg	6	0,24	1,5	4,92	75	2,95	Both ends	29	64
102	4,00	89009423	212-102-0300-B00-L0,40-06	API 2 7/8" Reg	6	0,24	3,0	9,84	75	2,95	Both ends	52	115
102	4,00	89001581	214-102-0457-B00-L0,40-06	API 3 1/2" Reg	6	0,24	4,6	15,08	75	2,95	Both ends	72	160
102	4,00	89001107	214-102-0610-B00-L0,40-06	API 3 1/2" Reg	6	0,24	6,1	20,00	75	2,95	Both ends	105	231
114	4,50	89009229	214-114-0100-B00-L0,40-06	API 3 1/2" Reg	6	0,24	1,0	3,28	95	3,74	Both ends	27	60
114	4,50	89009243	215-114-0100-B00-L0,40-06	API 3 1/2" IF	6	0,24	1,0	3,28	95	3,74	Both ends	27	60
114	4,50	89009475	214-114-0150-B00-L0,40-06	API 3 1/2" Reg	6	0,24	1,5	4,92	95	3,74	Both ends	35	77
114	4,50	89009445	214-114-0200-B00-L0,40-04	API 3 1/2" Reg	4	0,16	2,0	6,56	95	3,74	Both ends	35	76
114	4,50	89009230	214-114-0200-B00-L0,40-06	API 3 1/2" Reg	6	0,24	2,0	6,56	95	3,74	Both ends	43	95
114	4,50	89009446	214-114-0300-B00-L0,40-04	API 3 1/2" Reg	4	0,16	3,0	9,84	95	3,74	Both ends	47	103
114	4,50	89009476	214-114-0300-B00-L0,40-06	API 3 1/2" Reg	6	0,24	3,0	9,84	95	3,74	Both ends	57	125
114	4,50	89009368	214-114-0300-B00-L0,40-08	API 3 1/2" Reg	8	0,31	3,0	9,84	95	3,74	Both ends	77	170
114	4,50	89009246	215-114-0300-B00-L0,40-06	API 3 1/2" IF	6	0,24	3,0	9,84	95	3,74	Both ends	60	132
114	4,50	89001182	214-114-0400-B00-L0,40-06	API 3 1/2" Reg	6	0,24	4,0	13,11	95	3,74	Both ends	77	169
114	4,50	89009480	214-114-0450-B00-L0,40-06	API 3 1/2" Reg	6	0,24	4,5	14,75	95	3,74	Both ends	86	190
114	4,50	89009369	214-114-0450-B00-L0,40-08	API 3 1/2" Reg	8	0,31	4,5	14,75	95	3,74	Both ends	103	227
114	4,50	89000994	214-114-0500-B00-L0,40-06	API 3 1/2" Reg	6	0,24	5,0	16,39	95	3,74	Both ends	90	198
114	4,50	89009370	214-114-0600-B00-L0,40-08	API 3 1/2" Reg	8	0,31	6,0	19,67	95	3,74	Both ends	134	295
114	4,50	89009477	214-114-0600-B00-L0,40-06	API 3 1/2" Reg	6	0,24	6,0	19,67	95	3,74	Both ends	111	245
114	4,50	89009228	213-114-0600-B00-L0,40-06	API 2 7/8" IF	6	0,24	6,0	19,67	95	3,74	Both ends	112	247
114	4,50	89001225	250-114-0600-B00-L0,40-08	CUBEX #28	8	0,31	6,0	19,67	95	3,74	Both ends	150	331
133	5,25	89000954	246-133-0150-B00-L0,40-05	LT425	5	0,20	1,5	4,92	114	4,49	Both ends	33	73
140	5,50	89009536	217-140-0300-B00-L0,40-08	API 4 1/2" Reg	8	0,31	3,0	9,84	114	4,49	Both ends	102	225

Box to Box (female to female)



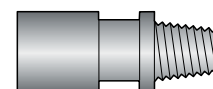
Diameter		Product No.	Product code	Length s-s		Thread			Flats across		Weight	
mm	inch			mm	inch	Configuration	Box	Box	mm	inch	kg	lbs
76	3.00	89009257	340-1076-10-014-01-D00,41	140	5.50	Box/Box	2 3/8" API Reg	RD 50-6	65	2.56	4	9
76	3.00	89009261	310-1076-10-020-01-D00,41	220	7.90	Box/Box	2 3/8" API Reg	2 3/8" API Reg	65	2.56	4.5	10
89	3.50	89009482	310-1089-10-020-01-D00,41	200	7.90	Box/Box	2 3/8" API Reg	2 3/8" API Reg	2.56	65	6	13
89	3.50	58135732	311-1089-10-051-01-D00,41	508	20.00	Box/Box	2 3/8" API Reg	2 3/8" IF	2.75	70	17	37
114	4.50	89009259	342-1114-14-018-01-D00,41	178	7.00	Box/Box	RD 70-4	3 1/2" API Reg	3.75	95	8	18
114	4.50	56934789	314-1114-12-025-01-D00,41	254	10.00	Box/Box	2 7/8" API Reg	3 1/2" API Reg	4.00	102	10	22
114	4.50	89009483	310-1114-14-021-01-D00,41	210	8.25	Box/Box	2 3/8" API Reg	3 1/2" API Reg	3.75	95	10	22
121	4.75	56930563	314-1121-14-030-01-D00,41	305	12.00	Box/Box	3 1/2" API Reg	3 1/2" API Reg	4.00	102	18	40
140	5.50	57730756	317-1140-17-030-01-D00,41	305	12.00	Box/Box	4 1/2" API Reg	4 1/2" API Reg	5.00	127	23	51
140	5.50	58135856	313-1140-17-061-01-D00,41	610	24.00	Box/Box	4 1/2" API Reg	2 7/8" IF	No	No	29	64

Box to Pin (female to male)



Diameter		Product No.	Product code	Length s-s		Thread			Flats across		Weight	
mm	inch			mm	inch	Configuration	Box	Pin	mm	inch	kg	lbs
62	2,50	89010257	3DT-2062-40-012-01-D00,41	120	0,39	Box/Pin	RD 40-6	RD 50-6	65	2,56	3,0	6,6
76	3,00	51862506	310-2076-Z1-030-01-D00,41	300	11,81	Box/Pin	API 2 3/8" Reg	2" Z	67	2,62	7,0	15
76	3,00	89009286	310-2076-40-014-01-D00,41	145	5,72	Box/Pin	API 2 3/8" Reg	RD 50-6	65	2,56	4,0	9
76	3,00	89009288	310-2076-10-014-01-D00,41	140	5,50	Box/Pin	API 2 3/8" Reg	API 2 3/8" Reg	65	2,56	4,0	9
89	3,50	56938665	310-2089-15-036-01-D00,41	356	14,00	Box/Pin	API 2 3/8" Reg	API 3 1/2" IF	64	2,50	21,0	46
89	3,50	89009496	310-2089-10-014-01-D00,41	140	5,50	Box/Pin	API 2 3/8" Reg	API 2 3/8" Reg	65	2,56	6,0	13
89	3,5	89011358	310-2089-Z3-020-01-D00,41	200	7,87	Box/Pin	2 3/8" API Reg	2 1/2" Z-thread	65	2,56	8,2	18
89	3,50	89009011	312-2089-10-015-01-D00,41	152	6,00	Box/Pin	API 2 7/8" Reg	API 2 3/8" Reg	65	2,56	6,5	14
95	3,75	89009492	310-2095-12-013-01-D00,41	130	5,13	Box/Pin	API 2 3/8" Reg	API 2 7/8" Reg	65	2,56	8,0	18
102	4,00	89009097	310-2102-10-013-01-D00,41	130	5,13	Box/Pin	API 2 3/8" Reg	API 2 3/8" Reg	76	3,00	7,8	17
102	4,00	57155921	312-2102-12-023-01-D00,41	229	9,00	Box/Pin	API 2 7/8" Reg	API 2 7/8" Reg	89	3,50	11,0	24
102	4,00	56996317	312-2102-15-036-01-D00,41	356	14,00	Box/Pin	API 2 7/8" Reg	API 3 1/2" IF	76	3,00	25,0	55
102	4,00	51788644	314-2102-Z2-034-01-D00,41	340	13,38	Box/Pin	API 3 1/2" Reg	2 1/2" Z	76	3,00	11,0	24
102	4,00	56996663	314-2102-12-030-01-D00,41	305	12,00	Box/Pin	API 3 1/2" Reg	API 2 7/8" Reg	76	3,00	14,5	32
102	4,00	57155913	314-2102-12-023-01-D00,41	229	9,00	Box/Pin	API 3 1/2" Reg	API 2 7/8" Reg	89	3,50	11,0	24
114	4,50	89009491	310-2114-14-012-01-D00,41	120	4,72	Box/Pin	API 2 3/8" Reg	API 3 1/2" Reg	95	3,75	8,5	19
114	4,50	89009495	314-2114-10-022-01-D00,41	219	8,62	Box/Pin	API 3 1/2" Reg	API 2 3/8" Reg	95	3,75	12,5	27,5
114	4,50	89000860	314-2114-10-030-01-D00,41	299	11,75	Box/Pin	API 3 1/2" Reg	API 2 3/8" Reg	95	3,75	16,2	35,7
114	4,50	51031318	314-2114-Z1-025-01-D00,41	254	10,00	Box/Pin	API 3 1/2" Reg	2" Z	89	3,50	10,0	22
114	4,50	89001492	3B1-2114-14-023-01-D00,41	230	9,06	Box/Pin	3 1/2" BECO	API 3 1/2" Reg	95	3,75	14,0	31
114	4,50	89009051	314-2114-12-016-01-D00,41	160	6,29	Box/Pin	API 3 1/2" Reg	API 2 7/8" Reg	95	3,75	7,5	16
114	4,50	89009053	314-2114-13-016-01-D00,41	160	6,29	Box/Pin	API 3 1/2" Reg	API 2 7/8" IF	95	3,75	8,0	18
114	4,50	89009494	314-2114-14-016-01-D00,41	160	6,29	Box/Pin	API 3 1/2" Reg	API 3 1/2" Reg	95	3,75	8,0	18
114	4,50	89009052	314-2114-19-016-01-D00,41	160	6,29	Box/Pin	API 3 1/2" Reg	API NC 35	95	3,75	10,0	22
114	4,50	57155947	314-2114-14-023-01-D00,41	229	9,00	Box/Pin	API 3 1/2" Reg	API 3 1/2" Reg	89	3,50	10,0	22
114	4,50	57762940	314-2114-14-097-01-D00,41	965	38,00	Box/Pin	API 3 1/2" Reg	API 3 1/2" Reg	89	3,50	64,0	141
114	4,50	50346881	317-2114-14-061-01-D00,41	607	24,00	Box/Pin	API 4 1/2" Reg	API 3 1/2" Reg	89	3,50	36,0	79

ADAPTERS



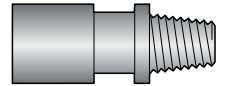
Diameter		Product No.	Product code	Length s-s		Thread			Flats across		Weight	
mm	inch			mm	inch	Configuration	Box	Pin	mm	inch	kg	lbs
127	5,00	52215464	313-2127-21-048-01-D00,41	483	19,00	Box/Pin	API 2 7/8" IF	API 4" FH	89	3,50	36,0	79
127	5,00	57048514	313-2127-21-107-01-D00,41	1067	42,00	Box/Pin	API 2 7/8" IF	API 4" FH	89	3,50	83,0	183
127	5,00	57233149	313-2127-21-137-01-D00,41	1372	54,00	Box/Pin	API 2 7/8" IF	API 4" FH	89	3,50	107,0	236
127	5,00	57187114	314-2127-14-023-01-D00,41	229	9,00	Box/Pin	API 3 1/2" Reg	API 3 1/2" Reg	89	3,50	20,0	44
127	5,00	57194078	314-2127-14-061-01-D00,41	607	24,00	Box/Pin	API 3 1/2" Reg	API 3 1/2" Reg	89	3,50	61,0	134
127	5,00	57194086	314-2127-14-091-01-D00,41	914	36,00	Box/Pin	API 3 1/2" Reg	API 3 1/2" Reg	89	3,50	72,0	159
127	5,00	57236895	314-2127-B1-023-01-D00,41	229	9,00	Box/Pin	API 3 1/2" Reg	3 1/2" BECO	89	3,50	20,0	44
127	5,00	50217504	314-2124-A0-048-01-D00,41	483	19,00	Box/Pin	API 3 1/2" Reg	API 4" FH	89	3,50	26,0	57
127	5,00	52156734	314-2127-21-042-01-D00,41	419	16,50	Box/Pin	API 3 1/2" Reg	API 4" FH	89	3,50	25,0	55
140	5,50	57620544	313-2140-21-024-01-D00,41	241	9,50	Box/Pin	API 2 7/8" IF	API 4" FH	89	3,50	24,0	53
140	5,50	57142069	317-2140-14-023-01-D00,41	229	9,00	Box/Pin	API 4 1/2" Reg	API 3 1/2" Reg	114	4,50	21,0	46
140	5,50	57678625	317-2140-B1-091-01-D00,41	914	36,00	Box/Pin	API 4 1/2" Reg	3 1/2" BECO	114	4,50	98,0	216
140	5,50	52206984	317-2140-B1-023-01-D00,41	229	9,00	Box/Pin	API 4 1/2" Reg	3 1/2" BECO	114	4,50	21,0	46
140	5,50	57338477	317-2140-B1-061-01-D00,41	607	24,00	Box/Pin	API 4 1/2" Reg	3 1/2" BECO	114	4,50	63,0	139
140	5,50	52249463	314-2140-B1-081-01-D00,41	813	32,00	Box/Pin	API 3 1/2" Reg	3 1/2" BECO	114	4,50	86,0	189
140	5,50	52206992	3B1-2140-21-048-01-D00,41	483	19,00	Box/Pin	3 1/2" BECO	API 4" FH	114	4,50	33,0	73
140	5,50	52215456	321-2140-13-061-01-D00,41	607	24,00	Box/Pin	API 4" FH	API 2 7/8" IF	89	3,50	37,0	81
146	5,75	89009099	314-2146-17-013-01-D00,41	131	5,16	Box/Pin	API 3 1/2" Reg	API 4 1/2" Reg	120	4,71	16,5	36
146	5,75	57085425	312-2146-19-048-01-D00,41	483	19,00	Box/Pin	API 2 7/8" Reg	API API 4" IF	89	3,50	33,0	73
146	5,75	89009588	317-2146-14-023-01-D00,41	235	9,25	Box/Pin	API 4 1/2" Reg	API 3 1/2" Reg	95	3,75	19,0	42
152	6,00	57294845	3B1-2152-19-048-01-D00,41	483	19,00	Box/Pin	3 1/2" BECO	API 4" IF	89	3,50	49,0	108
152	6,00	57032955	3B2-2152-19-048-01-D00,41	483	19,00	Box/Pin	4" BECO	API 4" IF	114	4,50	55,0	121
152	6,00	57093163	312-2152-19-048-01-D00,41	483	19,00	Box/Pin	API 2 7/8" Reg	API API 4" IF	89	3,50	56,0	123
152	6,00	57032872	314-2152-19-048-01-D00,41	483	19,00	Box/Pin	API 3 1/2" Reg	API 4" IF	89	3,50	51,0	112

Saver sub Atlas Copco ROC series L6mk1/L8mk1



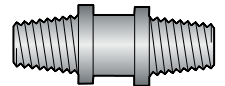
Diameter		Product No.	Product code	Length s-s		Thread			Flats across		Weight	
mm	inch			mm	inch	Configuration	Box	Pin	mm	inch	kg	lbs
76	3.00	89000701	310-2076-10-030-01-C44,41	305	12,00	Box/Pin	API 2 3/8" Reg	API 2 3/8" Reg	n/a	n/a	8,9	20
89	3.50	89000644	310-2090-10-030-01-C44,41	305	12,00	Box/Pin	API 2 3/8" Reg	API 2 3/8" Reg	n/a	n/a	13	29
102	4.00	89000655	312-2102-10-030-01-C44,41	305	12,00	Box/Pin	API 2 7/8" Reg	API 2 3/8" Reg	n/a	n/a	16	35
114	4.50	89000702	314-2114-14-030-01-C44,41	305	12,00	Box/Pin	API 3 1/2" Reg	API 3 1/2" Reg	n/a	n/a	21	46
114	4.50	89000854	314-2114-12-030-01-C44,41	305	12,00	Box/Pin	API 3 1/2" Reg	API 2 7/8" Reg	n/a	n/a	21	46
127	5.00	89001339	314-2127-14-030-01-D44,41	305	12,00	Box/Pin	API 3 1/2" Reg	API 3 1/2" Reg	n/a	n/a	27,3	60

Saver sub Atlas Copco ROC/FlexiROC/SmartROC/Simba ITH



Diameter		Product No.	Product code	Length s-s		Thread			Flats across		Weight	
mm	inch			mm	inch	Configuration	Box	Pin	mm	inch	kg	lbs
76	3.00	89001326	310-2076-10-022-01-C43,41	220	8.66	Box/Pin	API 2 3/8" Reg	API 2 3/8" Reg	65	2.56	7	15
76	3.00	89001315	310-2076-10-058-01-D43,41	580	22.83	Box/Pin	API 2 3/8" Reg	API 2 3/8" Reg	65	2.56	18	39
89	3.50	89001327	310-2089-10-022-01-C43,41	220	8.66	Box/Pin	API 2 3/8" Reg	API 2 3/8" Reg	65	2.56	9	21
89	3.50	89001322	310-2089-10-058-01-C43,41	580	22.83	Box/Pin	API 2 3/8" Reg	API 2 3/8" Reg	65	2.56	25	55
89	3.5	89011356	3Z3-2089-10-022-01-C43,41	220	8.66	Box/Pin	2 1/2" Z-thread	2 3/8" API Reg	65	2.56	9,3	20.5
89	3.5	89011357	3Z3-2089-10-058-01-C43,41	580	22.83	Box/Pin	2 1/2" Z-thread	2 3/8" API Reg	65	2.56	25,1	53.3
102	4.0	89001328	312-2102-10-022-01-C43,41	220	8.66	Box/Pin	API 2 7/8" Reg	API 2 3/8" Reg	75	2.95	11,8	26
102	4.00	89001323	312-2102-10-058-01-C43,41	580	22.83	Box/Pin	API 2 7/8" Reg	API 2 3/8" Reg	75	2.95	33	73
102	4.00	89001331	312-2102-14-022-01-C43,41	220	8.66	Box/Pin	API 2 7/8" Reg	3 1/2" API Reg	75	2.95	12	27
102	4.00	89001325	312-2102-14-058-01-C43,41	580	22.83	Box/Pin	API 2 7/8" Reg	3 1/2" API Reg	75	2.95	32	69
114	4.50	89001329	314-2114-14-022-01-C43,41	220	8.66	Box/Pin	API 3 1/2" Reg	API 3 1/2" Reg	95	3.74	15	34
114	4.50	89001320	314-2114-14-058-01-C43,41	580	22.83	Box/Pin	API 3 1/2" Reg	API 3 1/2" Reg	95	3.74	40	89
140	5.50	89001330	317-2140-14-022-01-C43,41	220	8.66	Box/Pin	API 4 1/2" Reg	API 3 1/2" Reg	120	4.72	20	44
140	5.50	89001324	317-2140-14-058-01-C43,41	580	22.83	Box/Pin	API 4 1/2" Reg	API 3 1/2" Reg	120	4.72	59	131

Pin to Pin (male to male)



Diameter		Product No.	Product code	Length s-s		Configuration			Flats across		Weight	
mm	inch			mm	inch		Pin	Pin	mm	inch	kg	lbs
3.00	76	89009270	340-3076-10-006-01-D00,41	2.33	60	Pin/Pin	RD 50-6	2 3/8" API Reg	2.63	65	6.6	3
3.00	76	89010258	310-3076-DT-008-01-D00,41	0.26	0,08	Pin/Pin	2 3/8 API Reg	RD 40-6	2.56	65	7.7	3,5
3.50	89	89009272	342-3089-10-007-01-D00,41	2.75	70	Pin/Pin	RD 70-4	2 3/8" API Reg	2.63	65	10	4,6
3.50	89	89009498	310-3090-10-007-01-D00,41	2.75	70	Pin/Pin	2 3/8" API Reg	2 3/8" API Reg	2.63	65	10	4,6
3.69	94	50984616	310-3076-10-010-01-D00,41	4.00	102	Pin/Pin	2 3/8" API Reg	2 3/8" API Reg	2.25	57	11	5
4.75	121	58040361	315-3121-11-050-01-D00,41	19.50	495	Pin/Pin	2 3/8" IF	3 1/2" IF			62	28
4.75	121	58036625	315-3121-13-050-01-D00,41	19.50	495	Pin/Pin	2 3/8" IF	3 1/2" IF			81	37
5.00	127	57611360	315-1127-21-097-01-D00,41	38.00	970	Pin/Pin	4" FH	3 1/2" IF	3.50	89	200	91

SERVICE AND SUPPORT

Service and support

Atlas Copco Secoroc service, support and training follows every purchase, to ensure that customers extract maximum productivity from their drilling operations. Having a knowledgeable and available Secoroc drilling partner on site or on-line makes the difference between doing it alone and tapping the experience and know-how of a world-class partner.

For example, Secoroc knows that using higher productivity bits reduces the cost of each drilled hole, and the simplest way to cut costs is to drill holes faster. This has been a focus of product development, and is at the core of Secoroc technology, ensuring that every generation of products drills faster and more efficiently.

It takes a support team to apply this knowledge, so that customers can be assured they run a profitable and efficient drilling operation in an increasingly competitive business climate.

The bottom line is that the customer can count on Secoroc service and support, supplied by the largest, most dedicated manufacturer of DTH drilling tools in the world.



Sustainable Productivity

We stand by our responsibilities towards our customers,
towards the environment and the people around us.
We make performance stand a test of time.
This is what we call - Sustainable Productivity.

Atlas Copco Secoroc AB
Box 521, SE-737 25 Fagersta, Sweden
Phone: +46 223 461 00
www.atlascopco.com

